

Contract Routing Form

printed on: 03/27/2020

ROUTING: Routine

Contract between: Payne & Dolan Inc
and Dept. or Division: Engineering Division
Name/Phone Number:

Project: Resurfacing 2020 - Asphalt Pavement Pulverizing, Milling & Paving

Contract No.: 8491
Enactment No.: RES-20-00203
Dollar Amount: 2,245,512.05

File No.: 59752
Enactment Date: 03/20/2020

(Please DATE before routing)

Signatures Required	Date Received	Date Signed
City Clerk	3/30/20	3/30/20
Director of Civil Rights	4/1/2020	4/1/2020 MG
Risk Manager	4/2/2020	4/3/2020 RAV
Finance Director	4/3/2020	4/3/2020
City Attorney	4/3/2020	4/3/2020 PAL
Mayor	4/3/2020	4/3/2020 ed

Please return signed Contracts to the City Clerk's Office
Room 103, City-County Building for filing.

Original + 2 Copies

03/27/2020 17:23:35 enjls - John Fahrney 266-9091



Legislation Details (With Text)

File #: 59752 **Version:** 1 **Name:** Awarding Public Works Contract No. 8491, Resurfacing 2020 - Asphalt Pavement Pulverizing, Milling & Paving.

Type: Resolution **Status:** Passed

File created: 2/26/2020 **In control:** Engineering Division

On agenda: 3/17/2020 **Final action:** 3/17/2020

Enactment date: 3/20/2020 **Enactment #:** RES-20-00203

Title: Awarding Public Works Contract No. 8491, Resurfacing 2020 - Asphalt Pavement Pulverizing, Milling & Paving. (Citywide)

Sponsors: BOARD OF PUBLIC WORKS

Indexes:

Code sections:

Attachments: 1. 8491.pdf, 2. Contract 8491.pdf

Date	Ver.	Action By	Action	Result
3/17/2020	1	COMMON COUNCIL	Adopt Under Suspension of Rules 2.04, 2.05, 2.24, and 2.25	Pass
3/4/2020	1	BOARD OF PUBLIC WORKS	RECOMMEND TO COUNCIL TO ADOPT UNDER SUSPENSION OF RULES 2.04, 2.05, 2.24, & 2.25 - REPORT OF OFFICER	Pass
2/26/2020	1	Engineering Division	Refer	

The proposed resolution authorizes awarding Public Works Contract 8491 for Resurfacing 2020 - Asphalt Pavement Pulverizing, Milling & Paving at a total cost of \$2,312,880 including contingency. Sufficient budget authority for the proposed contract is included in the following MUNIS accounts. No additional City appropriation is required.

- 12691-402-170 54410: \$667,720
- 12691-402-200 54410: \$1,616,830
- 83252-54410: \$21,890
- 86367-300-54410: \$1,930
- 86367-310-54410: \$2,580
- 86367-500-54410: \$1,290
- 86367-510-54410: \$640

Awarding Public Works Contract No. 8491, Resurfacing 2020 - Asphalt Pavement Pulverizing, Milling & Paving. (Citywide)

BE IT RESOLVED, that the following low bids for miscellaneous improvements be accepted and that the Mayor and City Clerk be and are hereby authorized and directed to enter into a contract with the low bidder contained herein, subject to the Contractor's compliance with Section 39.02 of the Madison General Ordinances concerning compliance with the Affirmative Action provisions **and subject to the Contractor's compliance with Section 33.07 of the Madison General Ordinances regarding Best Value Contracting:**

BE IT FURTHER RESOLVED, that the funds be encumbered to cover the cost of the projects contained herein.

See attached document (Contract No. 8491) for itemization of bids.

PROJECT

CONTRACTOR

AMOUNT OF BID

CONTRACT NO. 8491
RESURFACING 2020 – ASPHALT PAVEMENT PULVERIZING, MILLING & PAVING

PAYNE & DOLAN, INC.

\$2,245,512.05

Acct. No. 12691-402-170:54410 (91396)	\$648,269.55
Contingency 3%±	<u>19,450.45</u>
Sub-Total	\$667,720.00
Acct. No. 12691-402-200:54410 (91396)	\$1,569,742.50
Contingency 3%±	<u>47,087.50</u>
Sub-Total	\$1,616,830.00
Acct. No. 86367-300-54410(91396)	\$1,875.00
Contingency 3%±	<u>55.00</u>
Sub-Total	\$1,930.00
Acct. No. 83252-54410(91396)	\$21,250.00
Contingency 3%±	<u>640.00</u>
Sub-Total	\$21,890.00
Acct. No. 86367-310-54410(91396)	\$2,500.00
Contingency 3%±	<u>80.00</u>
Sub-Total	\$2,580.00
Acct. No. 86367-500-54410(91396)	\$1,250.00
Contingency 3%±	<u>40.00</u>
Sub-Total	\$1,290.00
Acct. No. 86367-510-54410(91396)	\$625.00
Contingency 3%±	<u>15.00</u>
Sub-Total	\$640.00
GRAND TOTAL	<u>\$2,312,880.00</u>

Jurisdiction: Wisconsin

Demographics

Company Name: Western Surety Company SBS Company Number: 54219777	NAIC CoCode: 13188 State of Domicile: South Dakota Organization Type: Stock	Short Name: FEIN: 46-0204900 Country of Domicile: United States Date of Incorporation: 07/10/1900
Domicile Type: Foreign NAIC Group Number: 218 - CNA INS GRP Merger Flag: No		

Address

Business Address 151 N FRANKLIN ST CHICAGO, IL 60606 United States	Mailing Address 151 N FRANKLIN ST CHICAGO, IL 60606 United States	Statutory Home Office Address 101 S REID ST SIOUX FALLS, SD 57103 United States	Main Administrative Office Address 151 N FRANKLIN ST CHICAGO, IL 60606 United States
--	---	---	--

Phone, Email, Website

Phone	Email	Website						
<table border="1"> <thead> <tr> <th>Type</th> <th>Number</th> </tr> </thead> <tbody> <tr> <td>Business Primary Phone</td> <td>(312) 822-5000</td> </tr> <tr> <td>Fax Phone</td> <td>(312) 260-4376</td> </tr> </tbody> </table>	Type	Number	Business Primary Phone	(312) 822-5000	Fax Phone	(312) 260-4376	No results found.	No results found.
Type	Number							
Business Primary Phone	(312) 822-5000							
Fax Phone	(312) 260-4376							

Company Type

Company Type: Property and Casually Status: Active Effective Date: 05/29/1942 Issue Date: 05/29/1942 Articles of Incorporation Received: No	Status Reason: Legacy State ID: 111843 Approval Date: Article No:	Status Date: 05/29/1942 Expiration Date: File Date: COA Number:
--	--	--

Appointments

Show 10 entries Showing 1 to 6 of 2554 entries

Licensee Name	License Number	NPN	License Type	Line of Authority	Appointment Date	Effective Date	Expiration Date
DAVID JENSEN	16614792	16614792	Intermediary (Agent) Individual	Casualty	01/19/2016	03/04/2020	03/15/2021
JENNIFER JENSEN	4678769	4678769	Intermediary (Agent) Individual	Casualty	08/08/2011	03/04/2020	03/15/2021
WILLIAM JENSEN	16217746	16217746	Intermediary (Agent) Individual	Casualty	06/25/2014	03/04/2020	03/15/2021
ROBERT JENSEN	308367	308367	Intermediary (Agent) Individual	Casualty	03/01/1985	03/04/2020	03/15/2021
ROXANNE JENSEN	9042226	9042226	Intermediary (Agent) Individual	Casualty	06/06/2008	03/04/2020	03/15/2021
WILLIAM JENSEN	6488038	6488038	Intermediary (Agent) Individual	Casualty	10/04/2019	03/04/2020	03/15/2021

First Previous 1 Next Last

Line Of Business

Line of Business	Citation Type	Effective Date
Fidelity Insurance	Fidelity Insurance	05/29/1942
Liability and Incidental Medical Expense Insurance (other than automobile)	Liability and Incidental Medical Expense Insurance (other than automobile)	05/29/1942
Surety Insurance	Surety Insurance	05/29/1942

Contact

Contact Type	Preferred Name	Name	E-mail	Phone	Address
Registered Agent for Service of Process					Other CT CORPORATION SYSTEM 301 S BEDFORD ST STE 1 MADISON, WI United States County 53703

Company Merger

No results found.

Name Change History

© 2019 National Association of Insurance Commissioners. All rights reserved.

Previous Name	New Name	Effective Date
	Western Surety Company	

\$2,245,512.05
FILE COPY

BID OF PAYNE & DOLAN, INC.

2020

PROPOSAL, CONTRACT, BOND AND SPECIFICATIONS

FOR

RESURFACING 2020 - ASPHALT PAVEMENT PULVERIZING, MILLING & PAVING

CONTRACT NO. 8491

PROJECT NO. 12691

MUNIS NO. 12691

IN

MADISON, DANE COUNTY, WISCONSIN

AWARDED BY THE COMMON COUNCIL
MADISON, WISCONSIN ON MARCH 17, 2020

CITY ENGINEERING DIVISION
1600 EMIL STREET
MADISON, WISCONSIN 53713

<https://bidexpress.com/login>

**RESURFACING 2020 - ASPHALT PAVEMENT PULVERIZING, MILLING & PAVING
CONTRACT NO. 8491**

INDEX

SECTION A: ADVERTISEMENT FOR BIDS AND INSTRUCTIONS TO BIDDERSA-1
SECTION B: PROPOSAL SECTIONB-1
SECTION C: SMALL BUSINESS ENTERPRISE C-1
SECTION D: SPECIAL PROVISIONS D-1
SECTION E: BIDDER'S ACKNOWLEDGEMENTE-1
SECTION F: BEST VALUE CONTRACTINGF-1
SECTION G: BID BOND G-1
SECTION H: AGREEMENT H-1
SECTION I: PAYMENT AND PERFORMANCE BOND I-1

This Proposal, and Agreement have
been prepared by:

**CITY ENGINEERING DIVISION
CITY OF MADISON
MADISON, DANE COUNTY, WISCONSIN**



Robert F. Phillips, P.E., City Engineer

RFP: jf

SECTION A: ADVERTISEMENT FOR BIDS AND INSTRUCTIONS TO BIDDERS

REQUEST FOR BID FOR PUBLIC WORKS CONSTRUCTION CITY OF MADISON, WISCONSIN

A BEST VALUE CONTRACTING MUNICIPALITY

PROJECT NAME:	RESURFACING 2020 - ASPHALT PAVEMENT PULVERIZING, MILLING & PAVING
CONTRACT NO.:	8491
SBE GOAL	3%
BID BOND	5%
SBE PRE BID MEETING (1:00 P.M.)	2/14/2020
PREQUALIFICATION APPLICATION DUE (2:00 P.M.)	2/14/2020
BID SUBMISSION (2:00 P.M.)	2/20/2020
BID OPEN (2:30 P.M.)	2/20/2020
PUBLISHED IN WSJ	2/6/2020 & 2/13/2020

SBE PRE BID MEETING: Representatives of the Affirmative Action Department will be present to discuss the Small Business Enterprise requirements at 1600 Emil Street, Madison Wisconsin.

PREQUALIFICATION APPLICATION: Forms are available on our website, www.cityofmadison.com/business/pw/forms.cfm. If not currently prequalified in the categories listed in Section A, an amendment to your Prequalification will need to be submitted prior to the same due date. Postmark is not applicable.

BIDS TO BE SUBMITTED by hand to 1600 EMIL ST., MADISON, WI 53713 or online at www.bidexpress.com.

THE BID OPENING is at 1600 EMIL ST., MADISON, WI 53713.

STANDARD SPECIFICATIONS

The City of Madison's Standard Specifications for Public Works Construction - 2020 Edition, as supplemented and amended from time to time, forms a part of these contract documents as if attached hereto.

These standard specifications are available on the City of Madison Public Works website, www.cityofmadison.com/Business/PW/specs.cfm.

The Contractor shall review these Specifications prior to preparation of proposals for the work to be done under this contract, with specific attention to Article 102, "BIDDING REQUIREMENTS AND CONDITIONS" and Article 103, "AWARD AND EXECUTION OF THE CONTRACT." For the convenience of the bidder, below are highlights of three subsections of the specifications.

SECTION 102.1: PRE-QUALIFICATION OF BIDDERS

In accordance with Wisconsin State Statutes 66.0901 (2) and (3), all bidders must submit to the Board of Public Works proof of responsibility on forms furnished by the City. The City requires that all bidders be qualified on a biennial basis.

Bidders must present satisfactory evidence that they have been regularly engaged in the type of work specified herein and they are fully prepared with necessary capital, materials, machinery and supervisory personnel to conduct the work to be contracted for to the satisfaction of the City. All bidders must be pre-qualified by the Board of Public Works for the type of construction on which they are bidding prior to the opening of the bid.

In accordance with Section 39.02(9)(a). of the General Ordinances, all bidders shall submit in writing to the Affirmative Action Division Manager of the City of Madison, a Certificate of Compliance or an Affirmative Action Plan at the same time or prior to the submission of the proof of responsibility forms.

The bidder shall be disqualified if the bidder fails to or refuses to, prior to opening of the bid, submit a Certificate of compliance, Affirmative Action Plan or Affirmative Action Data Update, as applicable, as defined by Section 39.02 of the General Ordinances (entitled Affirmative Action) and as required by Section 102.11 of the Standard Specifications.

SECTION 102.4 PROPOSAL

No bid will be accepted that does not contain an adequate or reasonable price for each and every item named in the Schedule of Unit Prices.

A lump sum bid for the work in accordance with the plans and specifications is required. The lump sum bid must be the same as the total amounts bid for the various items and it shall be inserted in the space provided.

All papers bound with or attached to the proposal form are considered a part thereof and must not be detached or altered when the proposal is submitted. The plans, specifications and other documents designated in the proposal form will be considered a part of the proposal whether attached or not.

A proposal submitted by an individual shall be signed by the bidder or by a duly authorized agent. A proposal submitted by a partnership shall be signed by a member/partner or by a duly authorized agent thereof. A proposal submitted by a corporation shall be signed by an authorized officer or duly authorized registered agent of such corporation, and the proposal shall show the name of the State under the laws of which such corporation was chartered. The required signatures shall in all cases appear in the space provided thereof on the proposal.

Each proposal shall be placed, together with the proposal guaranty, in a sealed envelope, so marked as to indicate name of project, the contract number or option to which it applies, and the name and address of the Contractor or submitted electronically through Bid Express (www.bidexpress.com). Proposals will be accepted at the location, the time and the date designated in the advertisement. Proposals received after the time and date designated will be returned to the bidder unopened.

SECTION 102.5: BID DEPOSIT (PROPOSAL GUARANTY)

All bids, sealed or electronic, must be accompanied with a Bid Bond (City of Madison form) equal to at least 5% of the bid or a Certificate of Annual/Biennial Bid Bond or certified check, payable to the City Treasurer. Bid deposit of the successful bidders shall be returned within forty-eight (48) hours following execution of the contract and bond as required.

MINOR DISCREPENCIES

Bidder is responsible for submitting all forms necessary for the City to determine compliance with State and City bidding requirements. Notwithstanding any language to the contrary contained herein, the City may exercise its discretion to allow bidders to correct or supplement submissions after bid opening, if the minor discrepancy, bid irregularity or omission is insignificant and not one related to price, quality, quantity, time of completion or performance of the contract.

Bidders for this Contract(s) must be Pre-Qualified for at least one of the following type(s) of construction denoted by an

Building Demolition

- 101 Asbestos Removal
120 House Mover

- 110 Building Demolition

Street, Utility and Site Construction

- 201 Asphalt Paving
205 Blasting
210 Boring/Pipe Jacking
215 Concrete Paving
220 Con. Sidewalk/Curb & Gutter/Misc. Flat Work
221 Concrete Bases and Other Concrete Work
222 Concrete Removal
225 Dredging
230 Fencing
235 Fiber Optic Cable/Conduit Installation
240 Grading and Earthwork
241 Horizontal Saw Cutting of Sidewalk
242 Infrared Seamless Patching
245 Landscaping, Maintenance
246 Ecological Restoration
250 Landscaping, Site and Street
251 Parking Ramp Maintenance
252 Pavement Marking
255 Pavement Sealcoating and Crack Sealing
260 Petroleum Above/Below Ground Storage Tank Removal/Installation
262 Playground Installer

- 265 Retaining Walls, Precast Modular Units
270 Retaining Walls, Reinforced Concrete
275 Sanitary, Storm Sewer and Water Main Construction
276 Sawcutting
280 Sewer Lateral Drain Cleaning/Internal TV Insp.
285 Sewer Lining
290 Sewer Pipe Bursting
295 Soil Borings
300 Soil Nailing
305 Storm & Sanitary Sewer Laterals & Water Svc.
310 Street Construction
315 Street Lighting
318 Tennis Court Resurfacing
320 Traffic Signals
325 Traffic Signing & Marking
332 Tree pruning/removal
333 Tree, pesticide treatment of
335 Trucking
340 Utility Transmission Lines including Natural Gas, Electrical & Communications
399 Other Asphalt Milling/ Pulverizing

Bridge Construction

- 501 Bridge Construction and/or Repair

Building Construction

- 401 Floor Covering (including carpet, ceramic tile installation, rubber, VCT)
402 Building Automation Systems
403 Concrete
404 Doors and Windows
405 Electrical - Power, Lighting & Communications
410 Elevator - Lifts
412 Fire Suppression
413 Furnishings - Furniture and Window Treatments
415 General Building Construction, Equal or Less than \$250,000
420 General Building Construction, \$250,000 to \$1,500,000
425 General Building Construction, Over \$1,500,000
428 Glass and/or Glazing
429 Hazardous Material Removal
430 Heating, Ventilating and Air Conditioning (HVAC)
433 Insulation - Thermal
435 Masonry/Tuck pointing

- 437 Metals
440 Painting and Wallcovering
445 Plumbing
450 Pump Repair
455 Pump Systems
460 Roofing and Moisture Protection
464 Tower Crane Operator
461 Solar Photovoltaic/Hot Water Systems
465 Soil/Groundwater Remediation
466 Warning Sirens
470 Water Supply Elevated Tanks
475 Water Supply Wells
480 Wood, Plastics & Composites - Structural & Architectural
499 Other _____

State of Wisconsin Certifications

- 1 Class 5 Blaster - Blasting Operations and Activities 2500 feet and closer to inhabited buildings for quarries, open pits and road cuts.
2 Class 6 Blaster - Blasting Operations and Activities 2500 feet and closer to inhabited buildings for trenches, site excavations, basements, underwater demolition, underground excavations, or structures 15 feet or less in height.
3 Class 7 Blaster - Blasting Operations and Activities for structures greater than 15' in height, bridges, towers, and any of the objects or purposes listed as "Class 5 Blaster or Class 6 Blaster".
4 Petroleum Above/Below Ground Storage Tank Removal and Installation (Attach copies of State Certifications.)
5 Hazardous Material Removal (Contractor to be certified for asbestos and lead abatement per the Wisconsin Department of Health Services, Asbestos and Lead Section (A&LS).) See the following link for application: www.dhs.wisconsin.gov/Asbestos/Cert. State of Wisconsin Performance of Asbestos Abatement Certificate must be attached.
6 Certification number as a Certified Arborist or Certified Tree Worker as administered by the International Society of Arboriculture
7 Pesticide application (Certification for Commercial Applicator For Hire with the certification in the category of turf and landscape (3.0) and possess a current license issued by the DATCP)
8 State of Wisconsin Master Plumbers License.

SECTION B: PROPOSAL

Please refer to the
Bid Express Website
at <https://bidexpress.com>
look up contract number
and go to
Section B: Proposal Page

You can access all City of Madison bid solicitations for FREE at www.bidexpress.com

Click on the "Register for Free" button and follow the instructions to register your company and yourself. You will be asked for a payment subscription preference, since you may wish to bid online someday. Simply choose the method to pay on a 'per bid' basis. This requires no payment until / unless you actually bid online. You can also choose the monthly subscription plan at this time. You will, however, be asked to provide payment information. Remember, you can change your preference at anytime. You will then be able to complete your free registration and have full access to the site. Your free access does not require completion of the 'Digital ID' process, so you will have instant access for viewing and downloading. To be prepared in case you ever do wish to bid online, you may wish to establish your digital ID also, since you cannot bid without a Digital ID.

If you have any problems with the free registration process, you can call the bidexpress help team, toll free at 1-888-352-2439 (option 1, option1).

SECTION C: SMALL BUSINESS ENTERPRISE

Instructions to Bidders City of Madison SBE Program Information

2 Small Business Enterprise (SBE) Program Information

2.1 Policy and Goal

The City of Madison reaffirms its policy of nondiscrimination in the conduct of City business by maintaining a procurement process which remains open to all who have the potential and ability to sell goods and services to the City. It is the policy of the City of Madison to allow Small Business Enterprises (SBE) maximum feasible opportunity to participate in City of Madison contracting. The bidder acknowledges that its bid has been submitted in accordance with the SBE program and is for the public's protection and welfare.

Please refer to the "ADVERTISEMENT FOR BIDS" for the goal for the utilization of SBEs on this project. SBEs may participate as subcontractors, vendors and/or suppliers, which provide a commercially useful function. The dollar value for SBE suppliers or 'materials only' vendors shall be discounted to 60% for purposes of meeting SBE goals.

A bidder which achieves or exceeds the SBE goal will be in compliance with the SBE requirements of this project. In the event that the bidder is unable to achieve the SBE goal, the bidder must demonstrate that a good faith effort to do so was made. Failure to either achieve the goal or demonstrate a good faith effort to do so will be grounds for the bidder being deemed a non-responsible contractor ineligible for award of this contract.

A bidder may count towards its attainment of the SBE goal only those expenditures to SBEs that perform a commercially useful function. For purposes of evaluating a bidder's responsiveness to the attainment of the SBE goal, the contract participation by an SBE is based on the percentage of the total base bid proposed by the Contractor. The total base bid price is inclusive of all addenda.

Work performed by an SBE firm in a particular transaction can be counted toward the goal only if it involves a commercially useful function. That is, in light of industry practices and other relevant considerations, does the SBE firm have a necessary and useful role in the transaction, of a kind for which there is a market outside the context of the SBE Program, or is the firm's role a superfluous step added in an attempt to obtain credit towards goals? If, in the judgment of the Affirmative Action Division, the SBE firm will not perform a commercially useful function in the transaction, no credit towards goals will be awarded.

The question of whether a firm is performing a commercially useful function is completely separate from the question of whether the firm is an eligible SBE. A firm is eligible if it meets the definitional criteria and ownership and control requirements, as set forth in the City of Madison's SBE Program.

If the City of Madison determines that the SBE firm is performing a commercially useful function, then the City of Madison must then decide what that function is. If the commercially useful function is that of an SBE vendor / supplier that regularly transacts business with the respective product, then the City of Madison will count 60% of the value of the product supplied toward SBE goals.

To be counted, the SBE vendor / supplier must be engaged in selling the product in question to the public. This is important in distinguishing an SBE vendor / supplier, which has a regular trade with a variety of customers, from a firm which performs supplier-like functions on an ad hoc basis or for only one or two contractors with whom it has a special relationship.

A supplier of bulk goods may qualify as an eligible SBE vendor / supplier if it either maintains an inventory or owns or operates distribution equipment. With respect to the distribution equipment; e.g., a fleet of trucks, the term "operates" is intended to cover a situation in which the supplier leases the equipment on a regular basis for its entire business. It is not intended to cover a situation in which the firm simply provides drivers for trucks owned or leased by another party; e.g., a prime contractor, or leases such a party's trucks on an ad hoc basis for a specific job.

If the commercially useful function being performed is not that of a qualified SBE vendor / supplier, but rather that of delivery of products, obtaining bonding or insurance, procurement of personnel, acting as a broker or manufacturer's representative in the procurement of supplies, facilities, or materials, etc., only the fees or commissions will apply towards the goal.

For example, a business that simply transfers title of a product from manufacturer to ultimate purchaser; e. g., a sales representative who re-invoices a steel product from the steel company to the Contractor, or a firm that puts a product into a container for delivery would not be considered a qualified SBE vendor / supplier. The Contractor would not receive credit based on a percentage of the cost of the product for working with such firms.

Concerning the use of services that help the Contractor obtain needed supplies, personnel, materials or equipment to perform a contract: only the fee received by the service provider will be counted toward the goal. For example, use of a SBE sales representative or distributor for a steel company, if performing a commercially useful function at all, would entitle the Contractor receiving the steel to count only the fee paid to the representative or distributor toward the goal. This provision would also govern fees for professional and other services obtained expressly and solely to perform work relating to a specific contract.

Concerning transportation or delivery services: if an SBE trucking company picks up a product from a manufacturer or a qualified vendor / supplier and delivers the product to the Contractor, the commercially useful function it is performing is not that of a supplier, but simply that of a transporter of goods. Unless the trucking company is itself the manufacturer or a qualified vendor / supplier in the product, credit cannot be given based on a percentage of the cost of the product. Rather, credit would be allowed for the cost of the transportation service.

The City is aware that the rule's language does not explicitly mention every kind of business that may contribute work on this project. In administering these programs, the City would, on a case-by-case basis, determine the appropriate counting formula to apply in a particular situation.

2.2 Contract Compliance

Questions concerning the SBE Program shall be directed to the Contract Compliance Officer of the City of Madison Department of Civil Rights, Affirmative Action Division, 210 Martin Luther King, Jr. Blvd., Room 523, Madison, WI 53703; telephone (608) 266-4910.

2.3 Certification of SBE by City of Madison

The Affirmative Action Division maintains a directory of SBEs which are currently certified as such by the City of Madison. Contact the Contract Compliance Officer as indicated in Section 2.2 to receive a copy of the SBE Directory or you may access the SBE Directory online at www.cityofmadison.com/civil-rights/contract-compliance/targeted-business-enterprise-programs/targeted-business-enterprise.

All contractors, subcontractors, vendors and suppliers seeking SBE status must complete and submit the **Targeted Business Certification Application** to the City of Madison Affirmative Action Division by the time and date established for receipt of bids. A copy of the Targeted Business Certification Application is available by contacting the Contract Compliance Officer at the address and telephone indicated in Section 2.2 or you may access the Targeted Business Certification Application online at www.cityofmadison.com/civil-rights/contract-compliance/targeted-business-enterprise-programs/targeted-business-enterprise. Submittal of the Targeted Business Certification Application by the time specified does not guarantee that the applicant will be certified as a SBE eligible to be utilized towards meeting the SBE goal for this project.

2.4 Small Business Enterprise Compliance Report

2.4.1 Good Faith Efforts

Bidders shall take all necessary affirmative steps to assure that SBEs are utilized when possible and that the established SBE goal for this project is achieved. A contractor who self performs a portion of the work, and is pre-qualified to perform that category of work, may subcontract that portion of the work, but shall not be required to do so. When a bidder is unable to achieve the established SBE goal, the bidder must demonstrate that a good faith effort to do so was made. Such a good faith effort should include the following:

- 2.4.1.1 Attendance at the pre-bid meeting.
- 2.4.1.2 Using the City of Madison's directory of certified SBEs to identify SBEs from which to solicit bids.
- 2.4.1.3 Assuring that SBEs are solicited whenever they are potential sources.
- 2.4.1.4 Referring prospective SBEs to the City of Madison Affirmative Action Division for certification.
- 2.4.1.5 Dividing total project requirements into smaller tasks and/or quantities, where economically feasible, to permit maximum feasible SBE participation.
- 2.4.1.6 Establishing delivery schedules, where requirements permit, which will encourage participation by SBEs.
- 2.4.1.7 Providing SBEs with specific information regarding the work to be performed.
- 2.4.1.8 Contacting SBEs in advance of the deadline to allow such businesses sufficient time to prepare a bid.
- 2.4.1.9 Utilizing the bid of a qualified and competent SBE when the bid of such a business is deemed reasonable (i.e. 5% above the lowest bidder), although not necessarily low.
- 2.4.1.10 Contacting SBEs which submit a bid, to inquire about the details of the bid and confirm that the scope of the work was interpreted as intended.
- 2.4.1.11 Completion of Cover Page (page C-6), Summary Sheet (page C-7) and SBE Contact Reports (pages C-8 and C9) if applicable.

2.4.2 Reporting SBE Utilization and Good Faith Efforts

The Small Business Enterprise Compliance Report is to be submitted by the bidder with the bid: This report is due by the specified bid closing time and date. Bids submitted without a completed SBE Compliance Report as outlined below may be deemed non-responsible and the bidder ineligible for award of this contract. Notwithstanding any language to the contrary contained herein, the City may exercise its discretion to allow bidders to correct or supplement submissions after bid opening, if the minor discrepancy, bid irregularity or omission is insignificant and not one related to price, quality, quantity, time of completion, performance of the contract, or percentage of SBE utilization.

2.4.2.1 If the Bidder meets or exceeds the goal established for SBE utilization, the Small Business Enterprise Compliance Report shall consist of the following:

2.4.2.1.1 **Cover Page**, Page C-6; and

2.4.2.1.2 **Summary Sheet**, C-7.

2.4.2.2 If the bidder does not meet the goal established for SBE utilization, the Small Business Enterprise Compliance Report shall consist of the following:

2.4.2.2.1 **Cover Page**, Page C-6;

2.4.2.2.2 **Summary Sheet**, C-7; and

2.4.2.2.3 **SBE Contact Report**, C-8 and C-9. (A separate Contact Report must be completed for each applicable SBE which is not utilized.)

2.5 Appeal Procedure

A bidder which does not achieve the established goal and is found non-responsible for failure to demonstrate a good faith effort to achieve such goal and subsequently denied eligibility for award of contract may appeal that decision to the Small Business Enterprises Appeals Committee. All appeals shall be made in writing, and shall be delivered to and received by the City Engineer no later than 4:30 PM on the third business day following the bidder's receipt of the written notification of ineligibility by the Affirmative Action Division Manager. Postmark not acceptable. The notice of appeal shall state the basis for the appeal of the decision of the Affirmative Action Division Manager. The Appeal shall take place in accordance with Madison General Ordinance 33.54.

2.6 SBE Requirements After Award of the Contract

The successful bidder shall identify SBE subcontractors, suppliers and vendors on the subcontractor list in accordance with the specifications. The Contractor shall submit a detailed explanation of any variances between the listing of SBE subcontractors, vendors and/or suppliers on the subcontractor list and the Contractor's SBE Compliance Report for SBE participation.

No change in SBE subcontractors, vendors and/or suppliers from those SBEs indicated in the SBE Compliance Report will be allowed without prior approval from the Engineer and the Affirmative Action Division. The contractor shall submit in writing to the City of Madison Affirmative Action Division a request to change any SBE citing specific reasons which necessitate such a change. The Affirmative Action Division will use a general test of reasonableness in approving or rejecting the contractor's request for change. If the request is approved, the Contractor will make every effort to utilize another SBE if available.

The City will monitor the project to ensure that the actual percentage commitment to SBE firms is carried out.

2.7 SBE Definition and Eligibility Guidelines

A Small Business Enterprise is a business concern awarded certification by the City of Madison. For the purposes of this program a Small Business Enterprise is defined as:

- A. An independent business operated under a single management. The business may not be a subsidiary of any other business and the stock or ownership may not be held by any individual or any business operating in the same or a similar field. In determining whether an entity qualifies as a SBE, the City shall consider all factors relevant to being an independent business including, but not limited to, the date the business was established, adequacy of its resources for the work in which it proposes to involve itself, the degree to which financial, equipment leasing and other relationships exist with other ineligible firms in the same or similar lines of work. SBE owner(s) shall enjoy the customary incidents of ownership and shall share in the risks and profits commensurate with their enjoyment interests, as demonstrated by an examination of the substance rather than form or arrangements that may be reflected in its ownership documents.
- B. A business that has averaged no more than \$4.0 million in annual gross receipts over the prior three year period and the principal owner(s) do not have a personal net worth in excess of \$1.32 million.

Firm and/or individuals that submit fraudulent documents/testimony may be barred from doing business with the City and/or forfeit existing contracts.

SBE certification is valid for one (1) year unless revoked.

SECTION D: SPECIAL PROVISIONS

RESURFACING 2020 - ASPHALT PAVEMENT PULVERIZING, MILLING & PAVING CONTRACT NO. 8491

It is the intent of these Special Provisions to set forth the final contractual intent as to the matter involved and shall prevail over the Standard Specifications and plans whenever in conflict therewith. In order that comparisons between the Special Provisions can be readily made, the numbering system for the Special Provisions is equivalent to that of the Specifications.

Whenever in these Specifications the term "Standard Specifications" appears, it shall be taken to refer to the City of Madison Standard Specifications for Public Works Construction and Supplements thereto.

SECTION 102.11: BEST VALUE CONTRACTING

This Contract shall be considered a Best Value Contract if the Contractor's bid is equal to or greater than \$63,500 for a single trade contract; or equal to or greater than \$311,500 for a multi-trade contract pursuant to MGO 33.07(7).

SECTION 104 SCOPE OF WORK

This contract includes pulverizing, milling and paving various streets that are included with the resurfacing program.

This contractor shall be required to coordinate with the other contractors performing work on the resurfacing program contracts.

This contract also includes: surface paving of several Subdivisions; partial width mill and pave of several streets. All work required prior to paving is included in this contract. This work includes wedge cut grinding butt joints and around SASs, tack, and raising valve boxes to grade. Raising valve boxes to final grade on all the Groups shall be considered incidental to paving. If, however, excavation is required to adjust the valve box, the contractor shall be paid for this work with bid items.

SECTION 105.6 CONTRACTORS RESPONSIBILITY FOR WORK

The Contractor shall have at all times during the progress of construction one Superintendent as the agent for the Contractor on this work, who is thoroughly understanding of all aspects of the Resurfacing Program and shall receive instructions from the Engineer. The contractor shall verify that all valve castings operate and SAS and utility castings are in place and sealed before acceptance of the pulverized and shaped or milled street. The contractor shall repair as required by the Engineer.

SECTION 105.12 COOPERATION OF THE CONTRACTOR

The City of Madison has been given to understand that the following work will be undertaken by others in approximately the same time frame and the same area as the proposed project. It shall be the Contractor's responsibility to verify this information and any subsequent changes in the scheduling of the work by others and to make corrections in his/her construction timetable as required. The Contractor shall coordinate the work under this contract with the work by others stated below.

It is anticipated that MG&E will be replacing natural gas mains and services on the following streets:

PULVERIZED STREETS

S STOUGHTON RD SERVICE RD (replace steel gas main)
HATHAWAY DR (replace steel gas main and services)
STRATHMORE LN (replace steel gas main and services)
GREENWICH DR (replace steel gas main and services)
DEVON CT (replace steel gas main and services)

DAVENPORT DR (replace steel gas main and services)
GLENBROOK CIR (replace steel gas main and services)
ELLEN AVE (no work planned unless conflicts identified by ULOs)
INDEPENDENCE LN (no work planned unless conflicts identified by ULOs)

MILLED STREETS

S BROOKS ST (no work planned unless conflicts identified by ULOs)

It is also anticipated that Madison Metropolitan Sewerage District (MMSD) and AT&T have manholes and/or handholes on some of the roads in this contract and these structures may need adjusting prior to paving.

The City of Madison Engineering Division will be awarding a contract for curb & gutter replacement and casting adjustment (contract 8490) in conjunction with this contract.

Contractor shall install pavement markings, within two (2) working days of surface paving, as included in this contract on the following streets:

LIEN RD	HIGH CROSSING BLVD	INDEPENDENCE LN	S BROOKS ST
REGENT/SPEEDWAY INTERSECTION		N FRANCES ST	W DAYTON ST
W WASHINGTON AVE		ATWOOD AVE	S STOUGHTON RD

Traffic Engineering shall install pavement markings on the remaining streets as needed.

Traffic Engineering crews will be replacing or adding traffic signal loops after the pulverizing or milling and before the paving on the following streets with signal loops:

INDEPENDENCE LN	HIGH CROSSING BLVD	LIEN RD
ATWOOD AVE @ DUNNING ST	N FRANCES ST	

Streets may be deleted or added to the above list. The contractor shall coordinate installation of any loop detectors and conduit with Traffic Engineering. The Contractor shall notify City Traffic Engineering 48 hours, (Bill Gilbertson 266-4767), prior to final paving.

Cost to repair damage to traffic signal loops that occur after their installation due to Contractor negligence, and cost for extra work to install the traffic signal loops in newly paved streets due to improper notice to the Traffic Engineering Division, will be deducted from the contract.

SECTION 105.13 ORDER OF COMPLETION

Prior to beginning operations under this contract, Contractors involved in the Resurfacing Program shall meet collectively with the Engineer, at the pre-construction meeting, to establish a tentative list in what street order they will proceed. The Engineer shall have final approval regarding the tentative list.

The Contractor shall proceed on this contract so as not to cause delays to the contracts as noted in section 105.12. Delay costs in accordance with section 109.9 "**LIQUIDATED DAMAGES**" of the Standard Specification shall be assessed for each day that the contractors on the above listed contracts are delayed.

SECTION 106.1 SOURCE OF SUPPLY AND QUALITY

No work shall begin on this contract until such time that asphalt mix design(s) are approved by the City of Madison.

SECTION 107.1 PUBLIC CONVENIENCE AND SAFETY

There is a Fire Station on Dayton St. The contractor shall maintain access at all times. The contractor shall coordinate work at all times with the Fire Station. The contractor shall inform the Fire Station of activities on a daily basis.

Access to businesses shall be maintained at all times.

The contractor shall not work on streets abutting school property while school is in session unless approved by the Engineer.

Work at Regent/Speedway intersection shall not occur during the school year unless approved by the Engineer.

Contractor shall contact Madison Metro at least 7 days prior to starting work on the following streets:

LIEN RD	HIGH CROSSING BLVD	INDENDENCE LN	W WASHINGTON AVE
N FRANCES ST	SPEEDWAY/REGENT INTERSECTION		ATWOOD AVE

The contractor shall contact City Parking Utility at least 7 days prior to starting work on the 400 block of N Frances Street.

SECTION 107.6 DUSTPROOFING

The Contractor shall take all necessary steps to control dust arising from operations connected with this contract. When ordered by the Engineer, the Contractor shall dust proof the construction area by using power sweepers and water. Dustproofing shall be incidental with operations connected with this contract.

SECTION 107.7 MAINTENANCE OF TRAFFIC

The Contractor shall be responsible for installing and maintaining traffic control in accordance with the approved Traffic Control Plan and as directed by the City Traffic Engineer. The traffic control plan may need to be altered as conditions change in the field or as unexpected conditions occur. This may include relocating existing traffic control or providing additional traffic control. The Contractor shall install and maintain any necessary modifications or additions to the traffic control, as directed by the City Traffic Engineer, at no cost to the City.

All signing and barricading shall conform to the Federal Highways Administrations "Manual on Uniform Traffic Control Devices" (MUTCD).

No construction equipment or materials shall be stored in the peak hour restriction roadway or street right-of-way that is open to traffic during non-working hours.

The Traffic Control Plan shall be submitted to the office of the City Traffic Engineer, at 215 Martin Luther King, Jr. Blvd, Suite 100, Madison, WI 53703, a minimum of five (5) working days prior to the pre-construction meeting. The Traffic Control Plans shall address all requirements of this section of the Special Provisions. The successful bidder shall work with the City Traffic Engineering Division to develop approved Traffic Control Plans. The Contractor shall not start work on this project until the Traffic Engineering Division has approved a traffic control plan and traffic control devices have been installed, in accordance with the approved plan. Failure of the Contractor to obtain approval of a Traffic Control Plan, as specified above, may prevent the Contractor from starting work and shall be considered a delay of the project, caused by the Contractor.

The Contractor shall submit acceptable Traffic Control Plans for the following streets to be resurfaced:

LIEN RD	INDEPENDENCE LN	HIGH CROSSING BLVD	S BROOKS ST
SPEEDWAY/REGENT	N FRANCES ST	W DAYTON ST	W WASHINGTON AVE

ATWOOD/DUNNING (AS SHOWN ON PLANS)

MAPLE VALLEY DR

Any weekend work on the Partial Milled Streets (Group H) shall be coordinated with City Traffic Engineering to avoid conflicts with established events. Lane and full closures will not be allowed that would negatively affect city-permitted events.

Contact Thomas Mohr, Traffic Engineering Division, 267-8725, with any questions concerning these traffic control specifications.

Refer to section 403.1 of the City of Madison Standard Specifications for Traffic Control.

Traffic Control and Mobilization shall be paid per the following street groupings:

GROUP A

LIEN RD

GROUP B

S BROOKS ST

GROUP C

HATHAWAY DR
STRATHMORE LN
GREENWICH DR
DEVON CT
DAVENPORT DR
GLENBROOK CIR

GROUP D

HIGH CROSSING BLVD

GROUP E

ELLEN AVE
AARON CT
SAMS CT
CAMILL RD
PEBBLEBROOK DR
HOLLYBROOK CT

GROUP F

S STOUGHTON SERVICE RD

GROUP G

INDEPENDENCE LN

GROUP H

W WASHINGTON AVE
N FRANCES ST
W DAYTON ST
VILAS AVE
S FRANKLIN ST
SPEEDWAY & REGENT INTERSECTION
MAPLE VALLEY DR
S PINCKNEY ST
ATWOOD AVE

GROUP I

GRAND VIEW COMMONS PHASE 24
GRAND VIEW COMMONS PHASE 25
1000 OAKS PHASE 5
1000 OAKS PHASE 6
MANUFACTURERS D

If streets are added or deleted to Group A through Group I, compensation shall be increased or decreased for the change in Traffic Control.

The unit price bid for items 10701R, 10701S or 10701T shall be used for additions and deletions to the groups above or if additional streets are added.

The unit price bid for item 10911R shall be used for additions and deletions to the groups above or if additional streets are added.

BID ITEM 10701R – TRAFFIC CONTROL – LOCAL STREET (undistributed)

DESCRIPTION

This bid item shall be used for streets added/deleted to the list of streets contained in this contract. Local streets are those streets defined as "LOCAL" on the City of Madison Highway and Street Functional Classification Map. Work under this item shall include providing traffic control in accordance with Section 403.1 of the City of Madison Standard Specifications and the Federal Highways Administration "Manual on Uniform Traffic Control Devices" (MUTCD).

METHOD OF MEASUREMENT

Traffic control – Local street shall be measured by the unit of Each per street added/deleted to the contract.

BASIS OF PAYMENT

Traffic Control – Local Street measured as provided above shall be paid for at the contract unit price per Each which shall be full compensation for all work, materials, labor and incidentals required to complete the work as set forth in the description.

BID ITEM 10701S– TRAFFIC CONTROL – MAJOR STREET, TWO LANES (undistributed)

DESCRIPTION

This bid item shall be used for streets added/deleted to the list of streets contained in this contract. Major streets, two lanes are defined on the City of Madison Highway and Street Functional Classification Map. Work under this item shall include providing traffic control in accordance with Section 403.1 of the City of Madison Standard Specifications and the Federal Highways Administration "Manual on Uniform Traffic Control Devices" (MUTCD).

METHOD OF MEASUREMENT

Traffic control – Major Street, two lanes shall be measured by the unit of Each per street added/deleted to the contract.

BASIS OF PAYMENT

Traffic Control – Major Street, two lanes measured as provided above shall be paid for at the contract unit price per Each which shall be full compensation for all work, materials, labor and incidentals required to complete the work as set forth in the description.

BID ITEM 10701T– TRAFFIC CONTROL – MAJOR STREET, MORE THAN TWO LANES (undistributed)

DESCRIPTION

This bid item shall be used for streets added/deleted to the list of streets contained in this contract. Major streets, more than two lanes are defined on the City of Madison Highway and Street Functional Classification Map. Work under this item shall include providing traffic control in accordance with Section

403.1 of the City of Madison Standard Specifications and the Federal Highways Administration "Manual on Uniform Traffic Control Devices" (MUTCD).

METHOD OF MEASUREMENT

Traffic control – Major Street, more than two lanes shall be measured by the unit of Each per street added/deleted to the contract.

BASIS OF PAYMENT

Traffic Control – Major Street, more than two lanes measured as provided above shall be paid for at the contract unit price per Each which shall be full compensation for all work, materials, labor and incidentals required to complete the work as set forth in the description.

PEAK HOUR RESTRICTIONS

The Contractor and any subcontractor for the Street Resurfacing Program shall be required to adhere to peak hour traffic restrictions between the hours of 7:00 a.m. to 8:30 a.m. and 4:00 p.m. to 5:30 p.m. on the below listed streets. No work shall be done between these hours.

LIEN RD	INDEPENDENCE LN	HIGH CROSSING BLVD	S STOUGHTON RD
W DAYTON ST	N FRANCES ST	SPEEDWAY/REGENT INTERSECTION	
ATWOOD AVE	W WASHINGTON AVE	MAPLE VALLEY DR	S BROOKS ST

SECTION 109.2 PROSECUTION OF THE WORK

The Contractor shall begin work on this project on or before **MAY 1, 2020**. Work shall begin only after the start work letter is received. If it is desirable to begin work before the above mentioned date, the Contractor shall establish a mutually acceptable date with the City Engineer (contact the Construction Engineer at 266-9091). The work called for by this contract shall be completed in **SEVENTY-FIVE (75) WORK DAYS**. The time of completion will be computed in accordance with Section 109.7 of the Specifications starting with the latest start date shown or the actual date work begins whichever is sooner.

Pulverized streets shall be surfaced within three (3) working days of final grading acceptance.

Full width milled streets shall be surfaced within two (2) working days of final base acceptance.

High Crossing and Lien Rd paving shall be completed with tandem pavers.

City of Madison may consider night paving on the following streets:

Lien Rd High Crossing Blvd

SECTION 109.5 METHODS AND EQUIPMENT

The Contractor shall inspect and certify, in writing, that all sewer access points are in place, sealed and free of debris prior to leaving each site. If there is any debris in the sewer access points that the Contractor feels is not their responsibility they shall promptly bring it to the attention of the Project Engineer before beginning work. The paving contractor shall verify operation of all valve castings within 24 hours of placement of the lower layer of asphalt. Any repairs required to the new pavement shall be by infrared method or approved by Engineer.

BID ITEM 21013 – STREET SWEEPING

DESCRIPTION

This item will be paid lump sum for all streets in this contract.

BID ITEM 90001– FINISH GRADING

DESCRIPTION

Work under this item shall include final grading of the entire road to the finish grades as shown on the plan set or as directed in the field. The contractor shall assume the existing grade is within one (1) inch of finished grade. The work shall consist of providing, placing, grading, compacting and watering as necessary in finish grade Pinckney St.

MATERIALS

Finish Grading shall consist of Crushed Aggregate Base Course Gradation 2 or 3.

MEASUREMENT AND PAYMENT

Finish Grading shall be measured by the square yard installed.

BASIS OF PAYMENT

Finish Grading shall be paid based on price to properly finish grade Pinckney St as described under this bid item. Payment shall be full compensation for furnishing, placing, grading, watering, compacting, and maintaining the gravel base and for furnishing all labor, tools, equipment and incidentals necessary to complete the work.

BID ITEM 90002 - HIGH FRICTION COLORED PAVEMENT MARKING, MMA-GREEN

DESCRIPTION

This work consists of furnishing and applying a high friction colored pavement marking in accordance with manufacturer's specifications and in conformity with the lines and details shown on the plans. The system shall consist of a Methyl Methacrylate resin system colorized with pigment to produce the specified color and mixed with anti-skid aggregate used for pavement markings (MMA).

The manufacturer's technical representative shall be on-site to direct contractor personnel prior to or during preparation and application of the MMA or the contractor shall provide documentation from manufacturer's representative endorsing contractor as qualified to install the material.

MATERIALS

General: Use a Methyl Methacrylate based resin system capable of retaining an incorporated aggregate and withstanding vehicular traffic conditions. Color pigmented resins shall comply with FHWA color guidelines

GREEN colored resins shall comply with chromaticity requirements in accordance with MUTCD Interim Approval for Optional Use of Green Colored Pavement for Bike Lanes.

Resin: The Methyl Methacrylate based resin system shall meet the following requirements:

<u>Property</u>	<u>Value</u>	<u>Test Method</u>
Tensile Strength @ 7 days, psi, minimum	1000	ASTM D 638
Hardness, Shore D, minimum	55	ASTM D 2240
Cure Rate, minutes, maximum	30	at 70°F
Water Absorption @ 24 hours, max.	0.25%	ASTM D 570

Aggregate: The aggregate shall be high friction crushed bauxite, phonolite, or silica. The aggregate will be delivered to the construction site in clearly labeled bags or sacks. The aggregate shall be clean, dry and free from foreign matter. The aggregate shall meet the following requirements:

<u>Property</u>	<u>Value</u>	<u>Test Method</u>
Hardness, minimum	7	Mohs Scale

Resin + Aggregate:

<u>Property</u>	<u>Value</u>	<u>Test Method</u>
Skid Resistance, minimum	60	ASTM E303

CONSTRUCTION METHODS

General: Apply MMA pavement surfacing system in accordance with manufactures specifications.

Preparation: Prepare surfaces so that they are clean, dry, and free of all dust, oil, debris and any other material that might interfere with the bond between the epoxy binder material and existing surfaces.

Protect utilities, drainage structures, curbs and any other structure within or adjacent to the treatment location against the application of the surface treatment materials. Cover and protect all existing pavement markings that are adjacent to the application surfaces as directed by the Engineer. Remove by grinding any pavement markings that conflict with the surface application and thoroughly sweep or vacuum the surface clean prior to application.

Pre-treat joints and cracks greater than 1/4 inches in width and depth with the mixed epoxy specified herein or by using an alternative procedure proposed by the manufacturer and agreed upon by the Engineer.

Application: For applications on new pavements, install MMA a minimum of 20 days after the placement of the underlying and adjacent pavement.

PERFORMANCE REQUIREMENTS

Raveling and Delamination: Remove and replace MMA that ravel, delaminates, or wears off within 90 days after placement, unless approved to remain in place by the Engineer. The limits of removal and replacement shall be approved by the Engineer. The replaced high friction colored surface treatment shall meet the requirements of this sub-article.

Warranty: The MMA based resin system material shall be installed per plans and specification. The Engineer will notify the Contractor within 48 hours of installation regarding any of the MMA based resin system material that is NOT installed to specification or to the satisfaction of the Engineer. Non-conforming MMA material shall be removed at no charge to the City and replaced with conforming product.

The warranty period in reference to the following points is to be 1 year from date of installation. Warranty of the following items shall be submitted in writing by the Contractor or his installer prior to the pre-construction meeting.

- The MMA will maintain its original color in the surface area throughout the 'warranty period' with the exception of natural weathering, tire and dirt deposits and abnormal markings applied after installation.
- Friction will achieve a minimum BPN of 60 in accordance with ASTM E-303
- The MMA will maintain its skid resistance qualities in 100% of its surface area to never fall below a BPN of 60 during the 'warranty period'.
- With the exception of structural cracking or excessive movement of the surface beneath the two-part modified epoxy material will not be subject to excessive cracking in its surface.

METHOD OF MEASUREMENT

MMA will be measured in square foot, completed and accepted. No deduction will be made for the areas occupied by manholes, inlets, drainage structures, pavement markings or by any public utility appurtenances within the area.

BASIS OF PAYMENT

Payment for this work, measured as provided above, will be made under: HIGH FRICTION COLORED PAVEMENT MARKING, MMA-COLOR at the contract unit price per square foot, which shall be full compensation for all work, materials, labor, and incidentals required to complete the work as specified, including any re-application or repair required under the Performance Requirements and Warranty as provided herein.

BID ITEM 90030 – RIGID FRAME INLET PROTECTION - COMPLETE

DESCRIPTION

Rigid Frame Inlet Protection-Complete is intended for construction use to minimize sediment from entering storm drainage systems, and shall be installed at locations shown on the plans prior to construction or as directed by the Engineer. The installed inlet protection frame shall be installed with a dual fabric geotextile sediment bag.

Rigid Frame Inlet Protection-Complete shall follow ASTM D8057 and comply with WDNR Conservation Practice Standard 1060. All work shall be in accordance with Part II of the standard specifications.

MATERIALS

Rigid Frame Inlet Protection-Complete supplied shall be an ADS Flexstorm "Catch-it" system or an approved equal. The supplied protection system must have a corrosion resistant framing and a replaceable geotextile sediment bag.

Framed inlet protection must meet the following specifications:

1. All ASTM Standard D8057-17 requirements, including:
 - a. Bypass overflow that meets or exceeds inlet design flow
 - b. Frame and bag strong enough to handle full sediment load
 - c. The frame shall include a curb back extension and extend to protect full width of catch basin (where applicable)
2. No part of inlet protection projecting above the grate (e.g. bag fabric)
3. "Dual fabric" filter bag, with nonwoven bottom and woven top
 - a. Geotextile bag depth shall be 22"

CONSTRUCTION METHODS

The Contractor shall verify sizes of inlets and catchbasins within the project limits to select the appropriately sized Rigid Frame Inlet Protection. Install the Rigid Frame Inlet Protection in accordance with the manufacturer's instructions at the locations shown on the plan and as directed by the Construction Engineer. Perform all maintenance activities as directed by the Engineer, which shall include cleaning of the geotextile sediment bag, replacement of geotextile sediment bag as necessary, and removal of temporary inlet protection at the completion of site restoration.

METHOD OF MEASUREMENT

Rigid Frame Inlet Protection-Complete shall be measured by each installed and in adherence of construction methods listed above.

BASIS OF PAYMENT

Rigid Frame Inlet Protection-Complete shall be measured as described above which shall be full payment for procurement, installation, maintenance, removal, and for all work, materials, labor, and incidentals required to complete the work for each installed rigid frame inlet protection.

RESURFACING 2020 – PAVEMENT PULVERIZING & PAVING (Contract 8491)

<u>STREET</u>	<u>LIMIT</u>	<u>LIMIT</u>
<u>PULVERIZED STREETS</u>		
INDEPENDENCE LN	EAST TOWNE BLVD	E WASHINGTON AVE
S STOUGHTON RD SERVICE RD	PORTLAND PKWY	ROBERTSON RD
HATHAWAY DR	SCHROEDER RD	STRATHMORE LN
STRATHMORE LN	E END	HATHAWAY DR
GREENWICH DR	STRATHMORE LN	HATHAWAY DR
DEVON CT	E END	HATHAWAY DR
DAVENPORT DR	430 FT E OF HATHAWAY DR	HATHAWAY DR
GLENBROOK CIR	E END	HATHAWAY DR
ELLEN AVE	E BUCKEYE RD	VONDRON RD
AARON CT	ELLEN AVE	E END
SAMS CT	ELLEN AVE	E END
CAMILLA RD	VONDRON RD	ELLEN AVE
PEBBLEBROOK DR	HOLLYBROOK CT	VONDRON RD
HOLLYBROOK CT	PEBBLEBROOK DR	CUL DE SAC
<u>MILLED STREETS</u>		
LIEN RD	THEIRER RD	651 FT W OF LIEN RD ROUNABOUT
S BROOKS ST	REGENT ST	CHANDLER ST
HIGH CROSSING BLVD	RAMP FROM I 90 (NB)	NELSON RD

Partial Milled/Paved Streets	Limits	Mill/Pave	SY
West Washington Ave	S Bedford - S Fairchild St	Mill	7,645
N Frances St	300 & 400 Block	Mill	1,719
W Dayton St	300 Block	Mill	1,380
Vilas Ave (2000 & 2100 Blocks)	Edgewood Ave - Van Buren St	Mill	1,868
S Franklin St	East Washington - E Wilson St	Mill	3,324
Speedway & Regent Intersection	Speedway (600' West of Highland) - Regent (Virginia Terrace)	Mill	4,310
Maple Valley Dr	PD - 410' North	Mill	1,458
Pinckney St	E. Wilson - E. Doty St	Pave, Binder only	1,700
Atwood Ave	Rusk St - Marquette St	Mill	5,837

RESURFACING 2020

STREET NAME: LIEN RD

LIMITS: THIERER RD TO WEST OF THOMPSON DR

LIEN RD

A	$\frac{44+54}{2} \times 185 =$		9,065 SF
B	$54 \times 590 =$		31,860 SF
C	$\frac{54+74.5}{2} \times 314 =$		20,175 SF
D	$74.5 \times 431 =$		32,110 SF
E	$\frac{74.5+76}{2} \times 118 =$		8,880 SF
F	$76 \times 96.5 =$		7,334 SF
G	$\frac{76+74}{2} \times 110 =$		8,250 SF
H	$\frac{74+91.5}{2} \times 173 =$		11,721 SF
I	$\frac{91.5+51.5}{2} \times 93 =$		5,255 SF
J	$51.5 \times 615 =$		31,673 SF

106,323 SF
- 9,932 SF ISLANDS

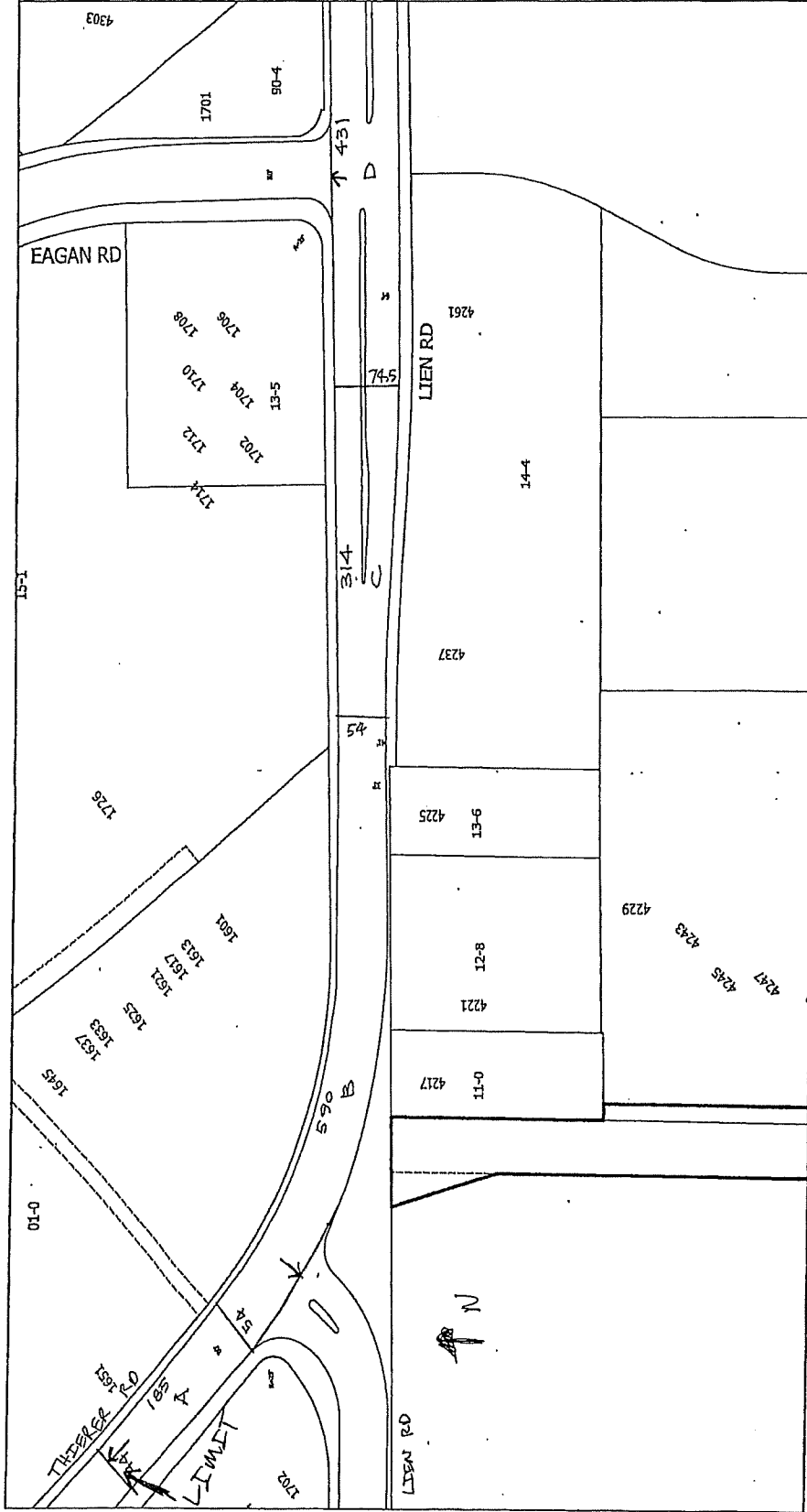
156,391 SF = 17,377 SY

ISLANDS

1	2375.2 SF
2	4347.5 SF
3	3208.8 SF
9,931.5 SF	

ITEMS

TACK COAT	870 GAL
HMA LOWER LAYER	TON
HMA UPPER LAYER 2.75" - 4 MT 58-28 S	2,870 TON
ESTIMATED UNDERCUT	1,160 CY
ESTIMATED BREAKER	1,855 TON
BASE PATCH GRINDING METHOD 3	1,216 SY
BASE PATCH GRINDING METHOD 5	870 SY
FULL WIDTH GRINDING	17,377 SY
RAMPING SAS	7 EA

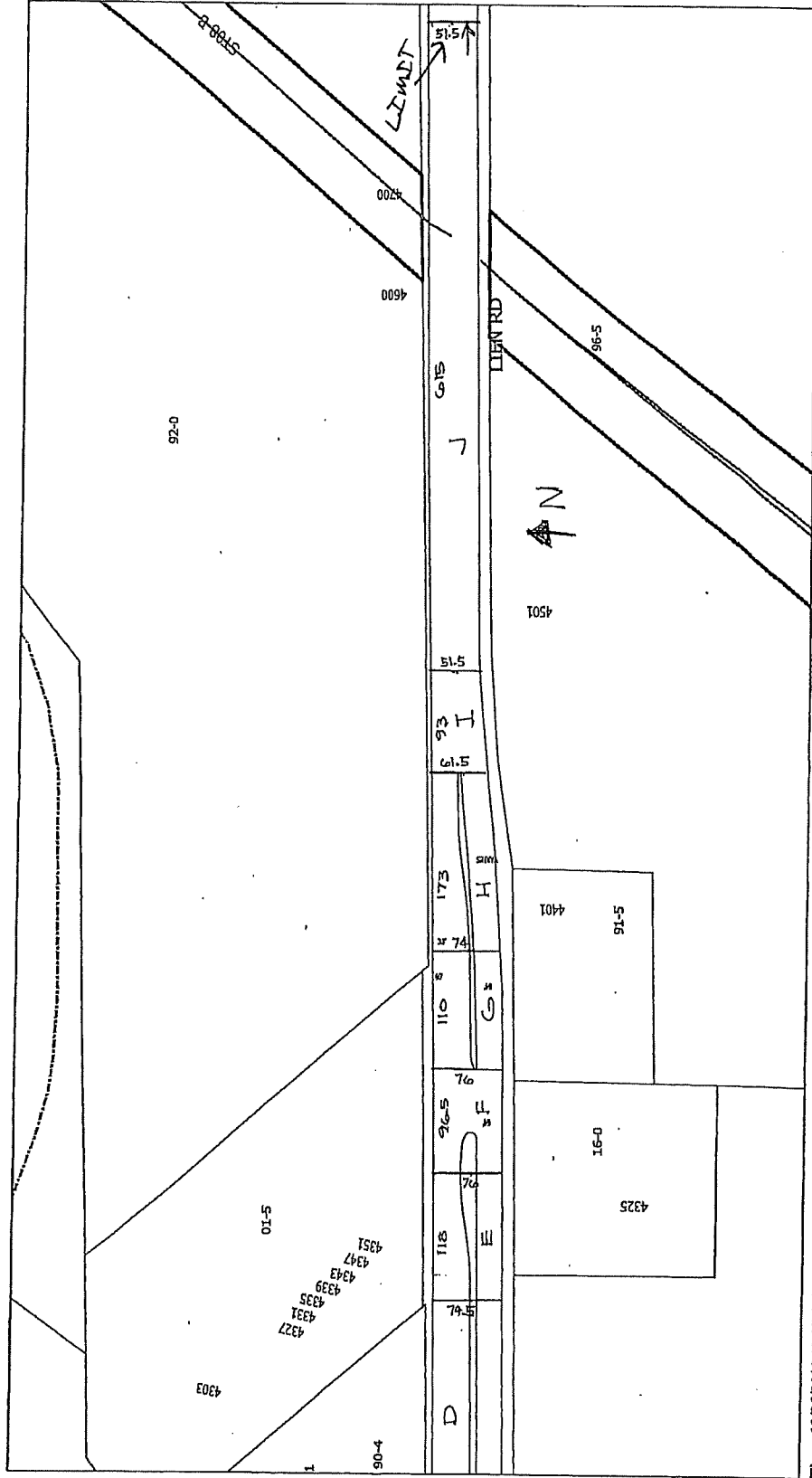


Scale: 1 In = 100 Ft

Time: 11/22/2019 9:59:23 AM
 Session: C:\GISViewer_Sessions\gty.gis

City of Madison, WI - GIS/Mapping data

Printed by: engsr
 Disclaimer: The City makes no representation about the accuracy of these records and shall not be liable for any damages



Scale: 1 in = 100 Ft

Time: 11/25/2019 12:17:48 PM
 Session: CAGTViewer_Sessions\ghv.gis

City of Madison, WI - GIS/Mapping data

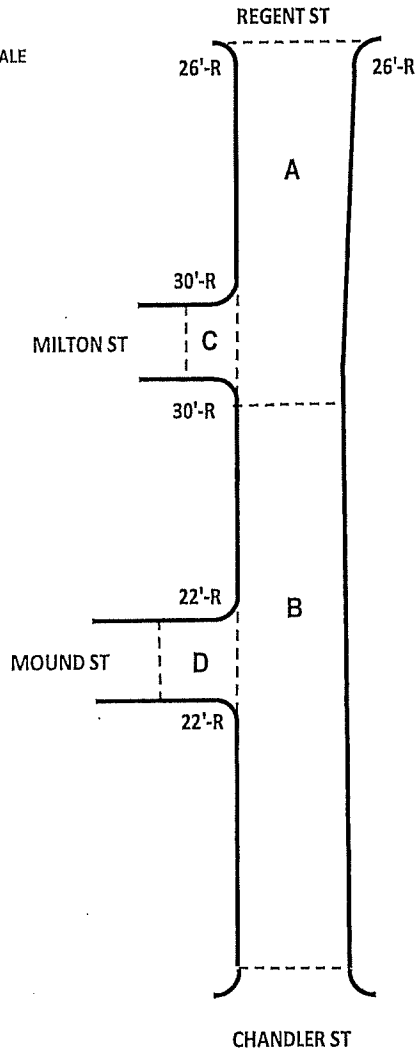
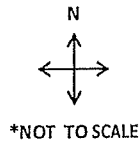
Printed By: engg

Disclaimer: The City makes no representation about the accuracy of these records and shall not be liable for any damages

RESURFACING 2020

STREET NAME: S. BROOKS ST

LIMITS: REGENT ST TO CHANDLER ST



AREA (SY)

A = 465 X 28 = 1447

B = 735 X 26 = 2123

C = 30 X 28 = 93

D = 67 X 32 = 238

2-22'- R = 27.5

2-26'- R = 37.5

2-30'- R = 49

TOTAL = 4015

A & C - 3.25" Binder = 318

A & C - 2" Surface = 195 Ton

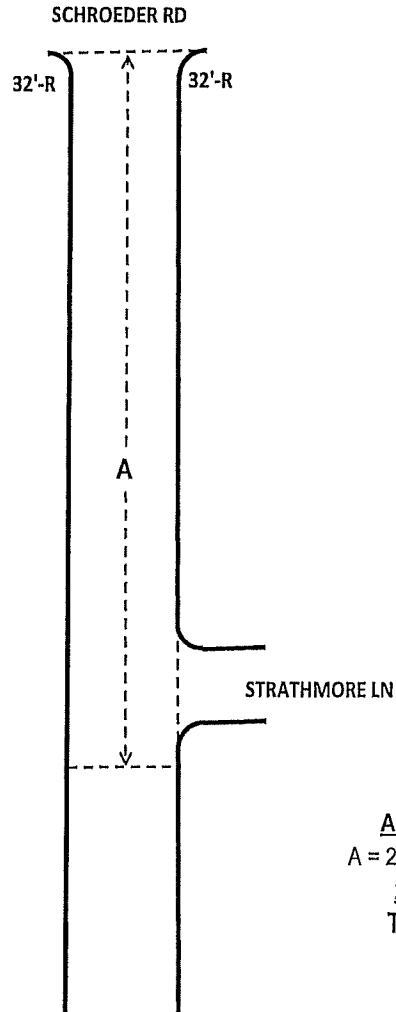
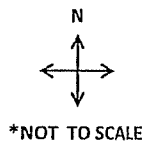
B & D - 2" Surface = 287 Ton

ITEMS

TACK COAT		200 GAL
HMA LOWER LAYER	3.25" - 3 LT 58-28 S	318 TON
HMA UPPER LAYER	2" - 4 LT 58-28 S	482 TON
ESTIMATED UNDERCUT		270 CY
ESTIMATED BREAKER		434 TON
BASE PATCH GRINDING METHOD 3		167 SY
BASE PATCH GRINDING METHOD 5		SY
FULL WIDTH GRINDING		4,015 SY
RAMPING SAS		3 EA

RESURFACING 2020

STREET NAME: HATHAWAY DR
LIMITS: SCHROEDER RD TO STRATHMORE LN



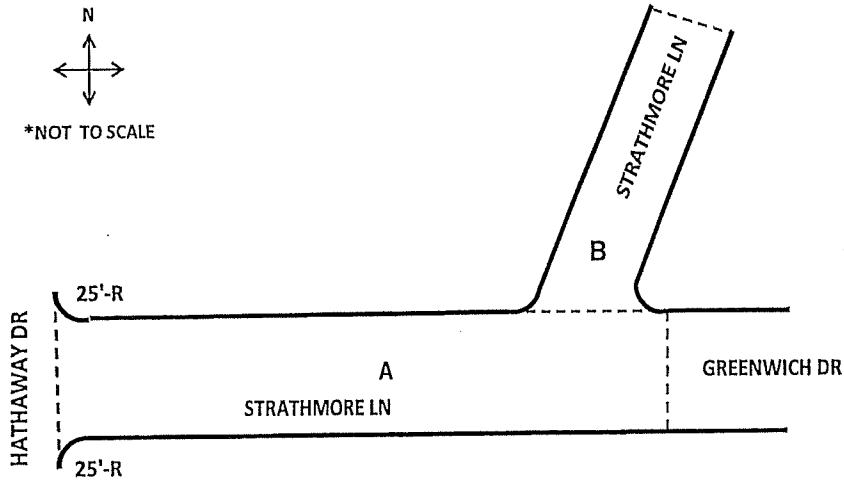
AREA (SY)
 A = 235 X 28 = 731
 2-32'- R = 55.5
 TOTAL = 787

ITEMS

TACK COAT	GAL
HMA LOWER LAYER	TON
HMA UPPER LAYER 3" - 4 LT 58-28 S	142 TON
ESTIMATED UNDERCUT	131 CY
ESTIMATED BREAKER	TON
RAMPING SAS	SY
WEDGE CUT GRINDING CONCRETE	SY
FULL WIDTH GRINDING	SY
PULVERIZE	787 SY

RESURFACING 2020

STREET NAME: STRATHMORE LN
LIMITS: HATHAWAY DR TO EAST END



AREA (SY)

A = 580 X 28 = 1804.5
 B = 252 X 28 = 784
 2-25'- R = 35
 2-32'- R = 55
TOTAL = 2679

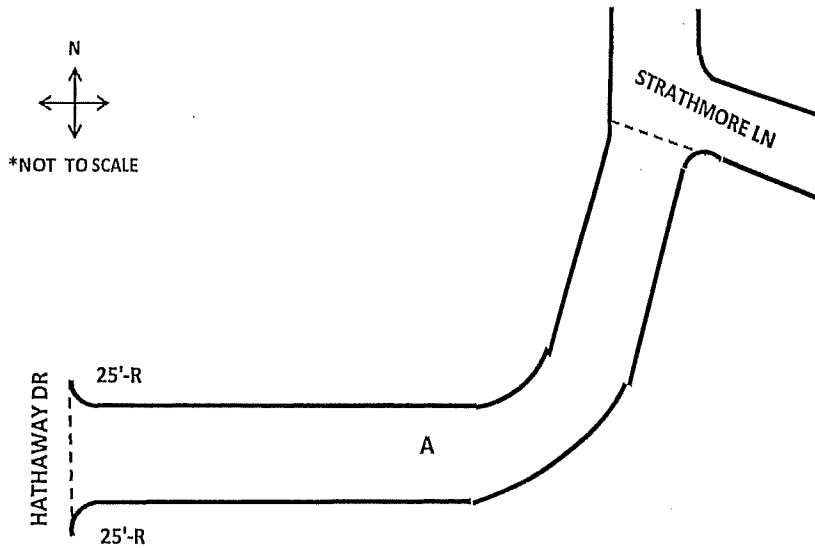
ITEMS

TACK COAT	GAL
HMA LOWER LAYER	TON
HMA UPPER LAYER 3" - 4 LT 58-28 S	482 TON
ESTIMATED UNDERCUT	447 CY
ESTIMATED BREAKER	TON
RAMPING SAS	SY
WEDGE CUT GRINDING CONCRETE	SY
FULL WIDTH GRINDING	SY
PULVERIZE	2,679 SY

RESURFACING 2020

STREET NAME: GREENWICH DR

LIMITS: STRATHMORE LN TO HATHAWAY DR



AREA (SY)

$A = 805 \times 28 = 2504.5$

$2 \times 25' - R = 35$

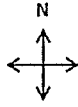
TOTAL = 2540

ITEMS

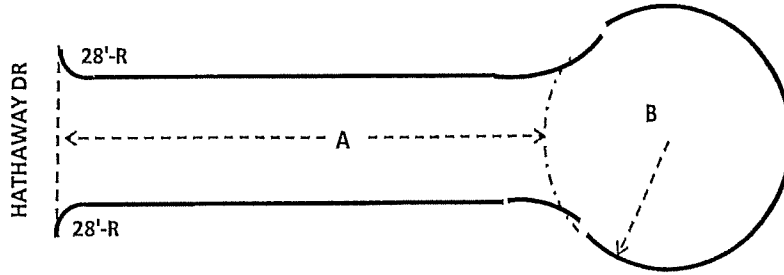
TACK COAT	GAL
HMA LOWER LAYER	TON
HMA UPPER LAYER 3" - 4 LT 58-28 S	457 TON
ESTIMATED UNDERCUT	423 CY
ESTIMATED BREAKER	TON
RAMPING SAS	SY
ASPHALT REJUVENATOR	SY
FULL WIDTH GRINDING	SY
PULVERIZE	2,540 SY

RESURFACING 2020

STREET NAME: GLENBROOK CIR
LIMITS: HATHAWAY DR TO EAST END



*NOT TO SCALE



AREA (SY)

$A = 95 \times 28 = 296$

$B = 33' R = 380$

$2 \times 28' - R = 43$

TOTAL = 719

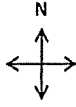
ITEMS

TACK COAT	GAL
HMA LOWER LAYER	TON
HMA UPPER LAYER 3" - 4 LT 58-28 S	129 TON
ESTIMATED UNDERCUT	120 CY
ESTIMATED BREAKER	TON
RAMPING SAS	SY
WEDGE CUT GRINDING CONCRETE	SY
FULL WIDTH GRINDING	SY
PULVERIZE	719 SY

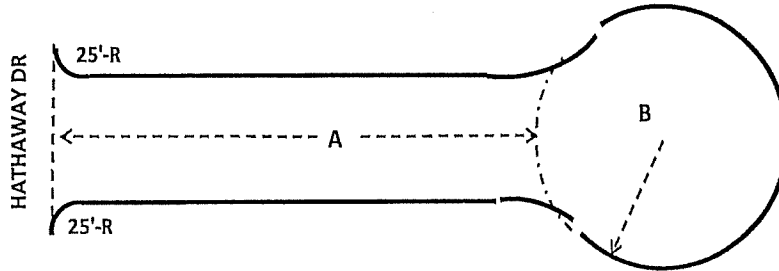
RESURFACING 2020

STREET NAME: DEVON CT

LIMITS: HATHAWAY DR TO EAST END



*NOT TO SCALE



AREA (SY)

A = 110 X 28 = 342

B = 33' R = 380

2-25'-R = 35

TOTAL = 757

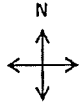
ITEMS

TACK COAT	GAL
HMA LOWER LAYER	TON
HMA UPPER LAYER 3" - 4 LT 58-28 S	136 TON
ESTIMATED UNDERCUT	126 CY
ESTIMATED BREAKER	TON
RAMPING SAS	SY
WEDGE CUT GRINDING CONCRETE	SY
FULL WIDTH GRINDING	SY
PULVERIZE	757 SY

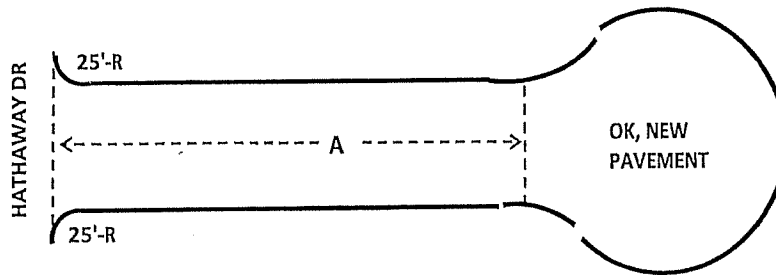
RESURFACING 2020

STREET NAME: DAVENPORT DR

LIMITS: HATHAWAY DR TO EAST END



*NOT TO SCALE



AREA (SY)

$A = 405 \times 28 = 1260$

$2 \times 25' - R = 35$

TOTAL = 1295

ITEMS

TACK COAT	GAL
HMA LOWER LAYER	TON
HMA UPPER LAYER 3" - 4 LT 58-28 S	233 TON
ESTIMATED UNDERCUT	216 CY
ESTIMATED BREAKER	TON
RAMPING SAS	SY
WEDGE CUT GRINDING CONCRETE	SY
FULL WIDTH GRINDING	SY
PULVERIZE	1,295 SY

RESURFACING 2020

STREET NAME: HIGH CROSSING BLVD

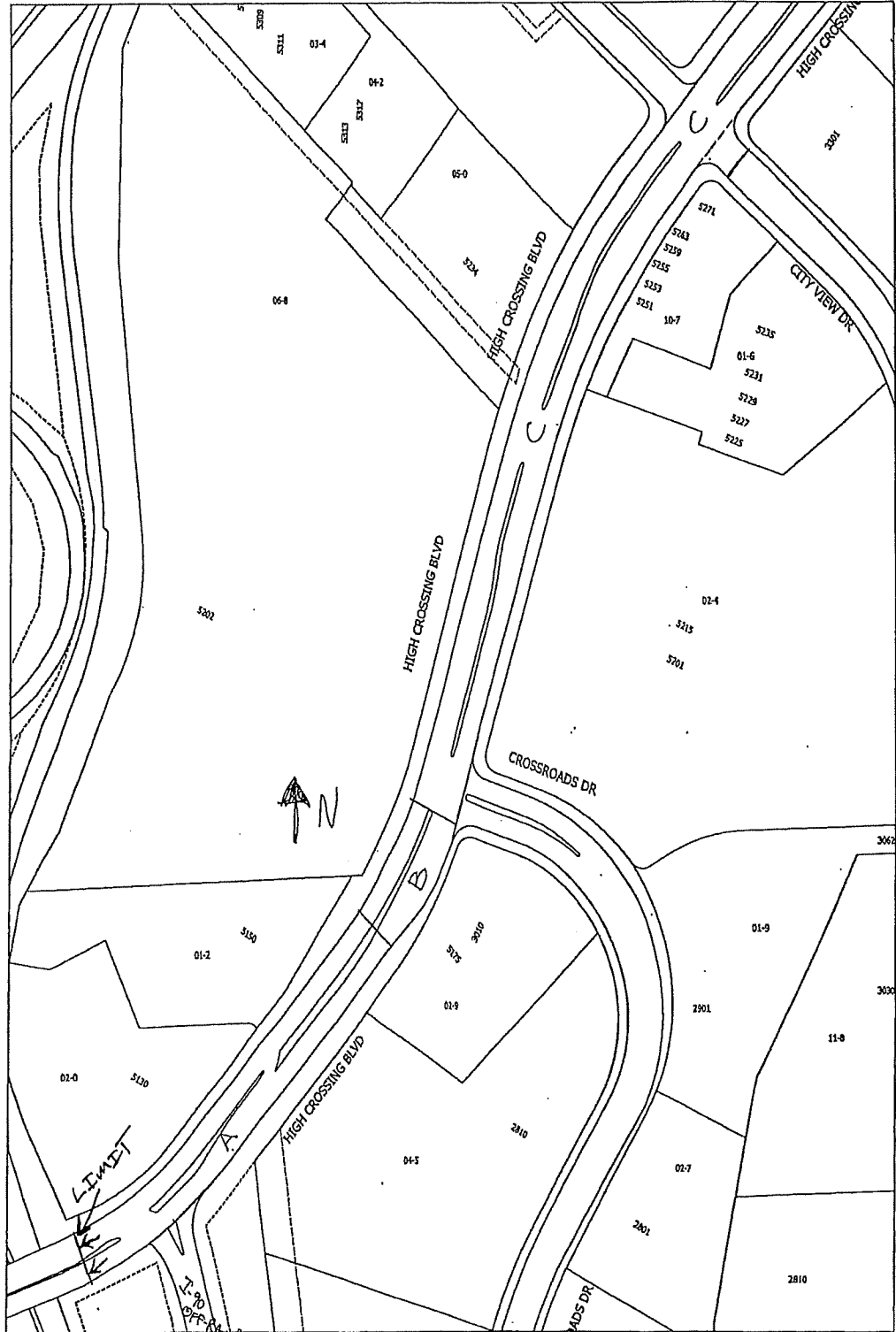
LIMITS: I-90 TO NELSON RD

HIGH CROSSING BLVD

A	$70 \times 681.5 =$	47,705 SF
B	$\frac{70+74}{2} \times 138 =$	9,936 SF
C	$74 \times 2,882.5 =$	213,305 SF
D	$\frac{74+85}{2} \times 272 =$	21,624 SF
E	$\frac{85+90}{2} \times 70 =$	6,125 SF
F	$90 \times 383 =$	34,470 SF
G	$27 \times 137 =$	3,699 SF
@ B EASTBOUND		
	$133 \times 10 \div 2 =$	665
	$10.5 \times 85 =$	893
	$11 \times 105 \div 2 =$	578
		} CROSSROADS DR
		} TURN LANE
CITY VIEW DR BUMPOUT TO SOUTH		
	$34 \times 48 =$	1632 SF
	$32^2 \times 0.215 \times 2$	440 SF
		} CITY VIEW DR
		}
		341,072 SF
	ISLANDS	- 60,534 SF ISLANDS
1	682.8 SF	280,538 SF
2	3,831.9 SF	"
3	6,981.0 SF	
4	4,803.2 SF	31,171 SY
5	4,740.6 SF	
6	3,420.9 SF	
7	6,420.9 SF	
8	18,537.3 SF	
9	11,115.5 SF	
	<u>60,534.1 SF</u>	

ITEMS

TACK COAT	1,560 GAL
HMA LOWER LAYER	TON
HMA UPPER LAYER 2.75" - 4 MT 58-28 S	5,143 TON
ESTIMATED UNDERCUT	2,080 CY
ESTIMATED BREAKER	3,325 TON
BASE PATCH GRINDING METHOD 3	2,182 SY
BASE PATCH GRINDING METHOD 5	1,560 SY
FULL WIDTH GRINDING	31,171 SY
RAMPING SAS	21 EA



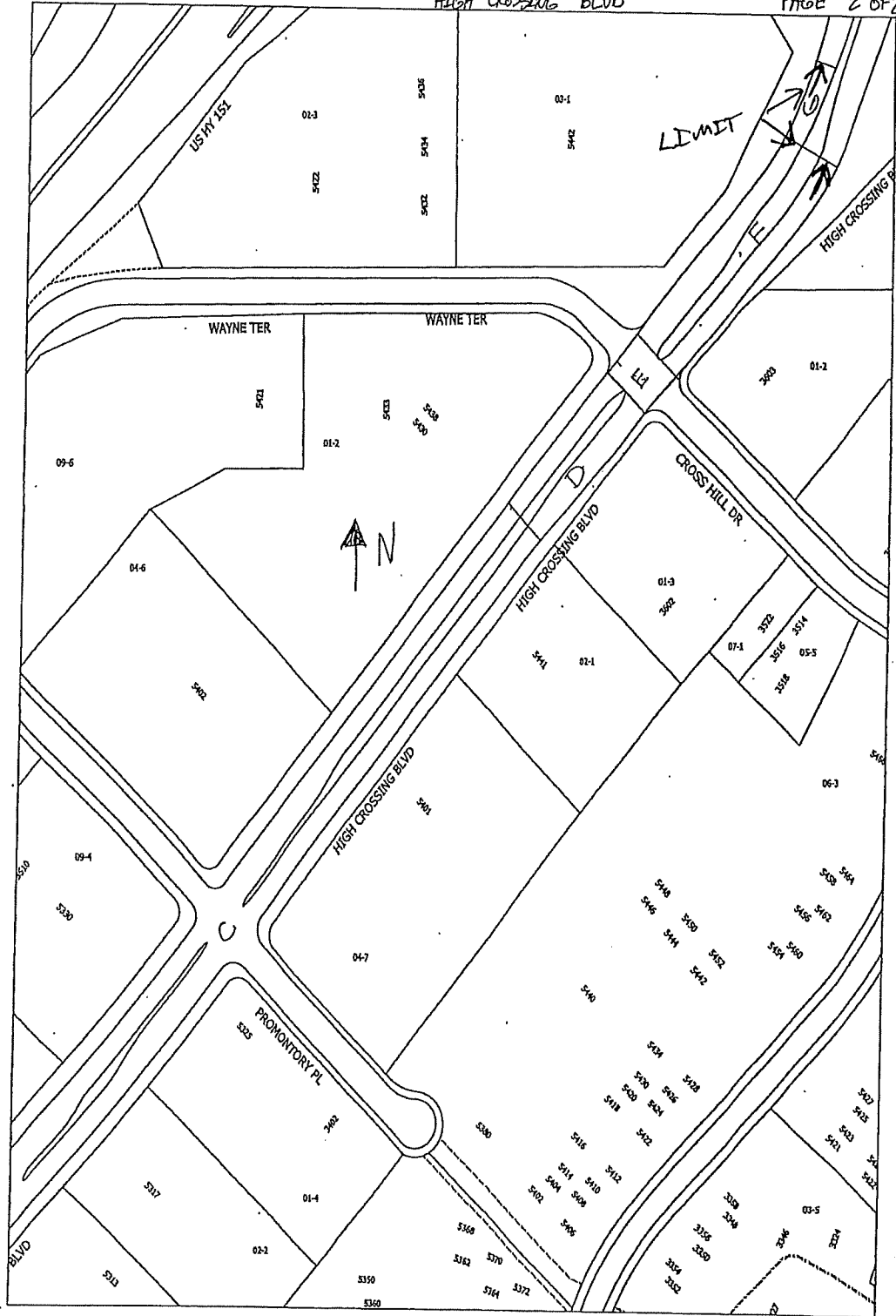
Time: 11/21/2019 7:30:29 AM
 Session: CAGTViewer_Sessions\gtv.gis

Scale: 1 In = 150 Ft

City of Madison, WI - GIS/Mapping data

Printed By: enggr

Disclaimer: The City makes no representation about the accuracy of these records and shall not be liable for any damages



Time: 11/21/2019 7:21:34 AM
 Session: C:\AGTViewer_Sessions\lgiv.gis

Scale: 1 In = 150 Ft

City of Madison, WI - GIS/Mapping data

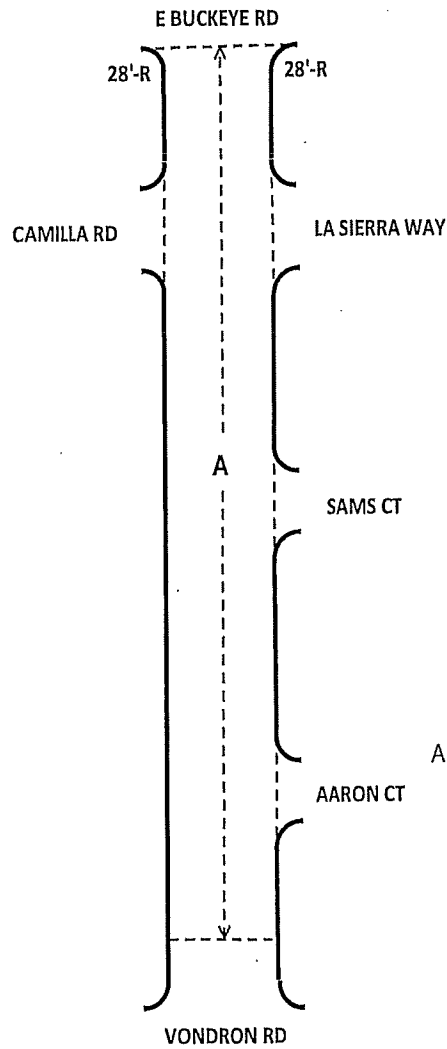
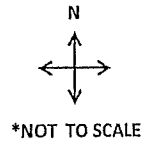
Printed By: enggr

Disclaimer: The City makes no representation about the accuracy of these records and shall not be liable for any damages

RESURFACING 2020

STREET NAME: ELLEN AVE

LIMITS: E BUCKEYE RD TO VONDRON RD



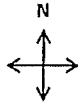
AREA (SY)
 $A = 2175 \times 28 = 6767$
 $2 \times 28' - R = 43$
TOTAL = 6810

ITEMS

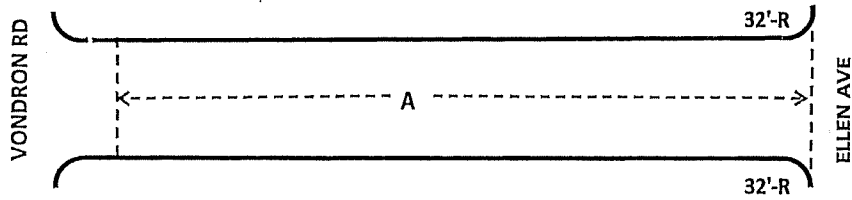
TACK COAT	GAL
HMA LOWER LAYER	TON
HMA UPPER LAYER 3" - 4 LT 58-28 S	1,226 TON
ESTIMATED UNDERCUT	1,135 CY
ESTIMATED BREAKER	1,820 TON
RAMPING SAS	SY
WEDGE CUT GRINDING CONCRETE	SY
FULL WIDTH GRINDING	SY
PULVERIZE	6,810 SY

RESURFACING 2020

STREET NAME: CAMILLA RD
LIMITS: VONDRON RD TO ELLEN AVE



*NOT TO SCALE



AREA (SY)

$A = 680 \times 28 = 2116$

$\frac{2 \times 32' - R}{2} = 55$

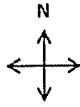
TOTAL = 2171

ITEMS

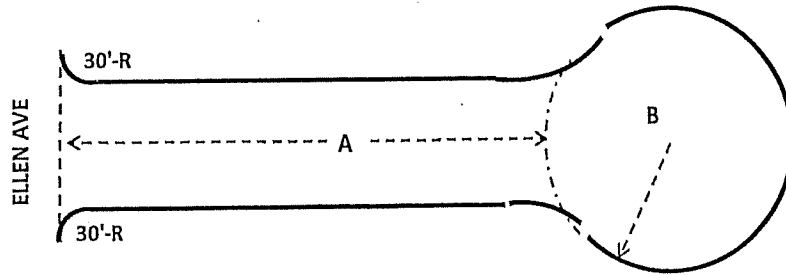
TACK COAT	GAL
HMA LOWER LAYER	TON
HMA UPPER LAYER 3" - 4 LT 58-28 S	391 TON
ESTIMATED UNDERCUT	362 CY
ESTIMATED BREAKER	TON
RAMPING SAS	SY
WEDGE CUT GRINDING CONCRETE	SY
FULL WIDTH GRINDING	SY
PULVERIZE	2,171 SY

RESURFACING 2020

STREET NAME: SAMS CT
LIMITS: ELLEN AVE TO EAST END



*NOT TO SCALE



AREA (SY)

A = 114 X 28 = 355

B = 38' R = 504

2-30'- R = 49

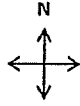
TOTAL = 908

ITEMS

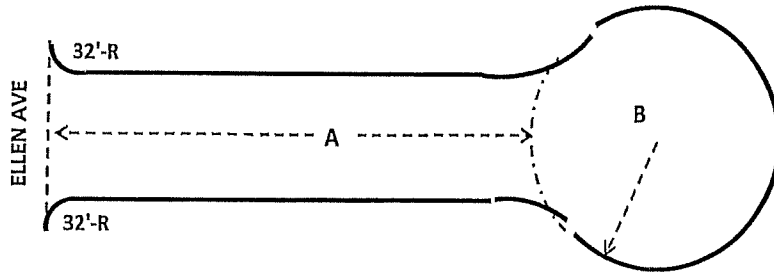
TACK COAT	GAL
HMA LOWER LAYER	TON
HMA UPPER LAYER 3" - 4 LT 58-28 S	163 TON
ESTIMATED UNDERCUT	151 CY
ESTIMATED BREAKER	TON
RAMPING SAS	SY
WEDGE CUT GRINDING CONCRETE	SY
FULL WIDTH GRINDING	SY
PULVERIZE	908 SY

RESURFACING 2020

STREET NAME: AARON CT
LIMITS: ELLEN AVE TO EAST END



*NOT TO SCALE



AREA (SY)

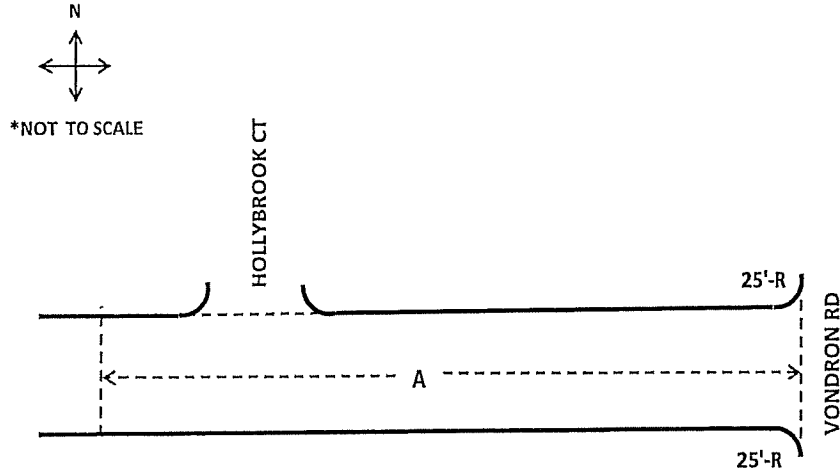
A = 140 X 28 = 436
 B = 38' R = 504
 2-32'- R = 55
TOTAL = 995

ITEMS

TACK COAT	GAL
HMA LOWER LAYER	TON
HMA UPPER LAYER 3" - 4 LT 58-28 S	179 TON
ESTIMATED UNDERCUT	166 CY
ESTIMATED BREAKER	TON
RAMPING SAS	SY
WEDGE CUT GRINDING CONCRETE	SY
FULL WIDTH GRINDING	SY
PULVERIZE	995 SY

RESURFACING 2020

STREET NAME: PEBBLEBROOK DR
LIMITS: VONDRON RD TO HOLLYBROOK CT



AREA (SY)
 $A = 565 \times 28 = 1758$
 $2 \times 25' - R = 35$
TOTAL = 1793

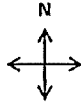
ITEMS

TACK COAT	GAL
HMA LOWER LAYER	TON
HMA UPPER LAYER 3" - 4 LT 58-28 S	323 TON
ESTIMATED UNDERCUT	300 CY
ESTIMATED BREAKER	TON
RAMPING SAS	SY
WEDGE CUT GRINDING CONCRETE	SY
FULL WIDTH GRINDING	SY
PULVERIZE	1,793 SY

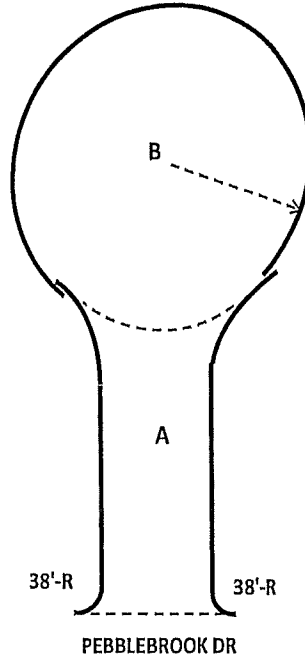
RESURFACING 2020

STREET NAME: HOLLYBROOK CT

LIMITS: PEBBLEBROOK DR TO NORTH END



*NOT TO SCALE



AREA (SY)

$A = 176 \times 28 = 548$

$B = 33' R = 380$

$2 \cdot 38' \cdot R = 76$

TOTAL = 1004

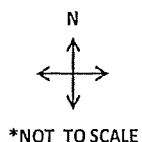
ITEMS

TACK COAT		GAL
HMA LOWER LAYER		TON
HMA UPPER LAYER	3" - 4 LT 58-28 S	181 TON
ESTIMATED UNDERCUT		167 CY
ESTIMATED BREAKER		TON
RAMPING SAS		SY
WEDGE CUT GRINDING CONCRETE		SY
FULL WIDTH GRINDING		SY
PULVERIZE		1,004 SY

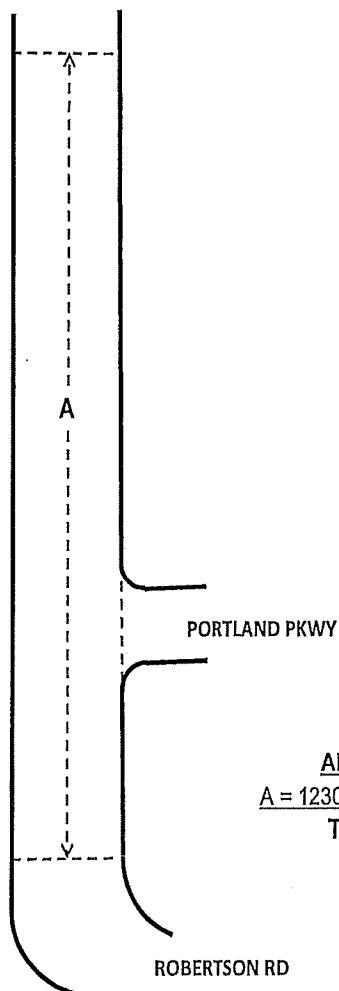
RESURFACING 2020

STREET NAME: S STOUGHTON RD

LIMITS: NORTH OF PORTLAND PKWY TO ROBERTSON RD



CONCRETE PAVEMENT



AREA (SY)
 $A = 1230 \times 28.5 = 3895$
TOTAL = 3895

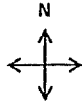
ITEMS

TACK COAT	195 GAL
HMA LOWER LAYER 2.5" - 3 MT 58-28 S	584 TON
HMA UPPER LAYER 2" - 4 MT 58-28 S	467 TON
ESTIMATED UNDERCUT	649 CY
ESTIMATED BREAKER	1,040 TON
RAMPING SAS	SY
WEDGE CUT GRINDING CONCRETE	SY
FULL WIDTH GRINDING	SY
PULVERIZE	3,895 SY

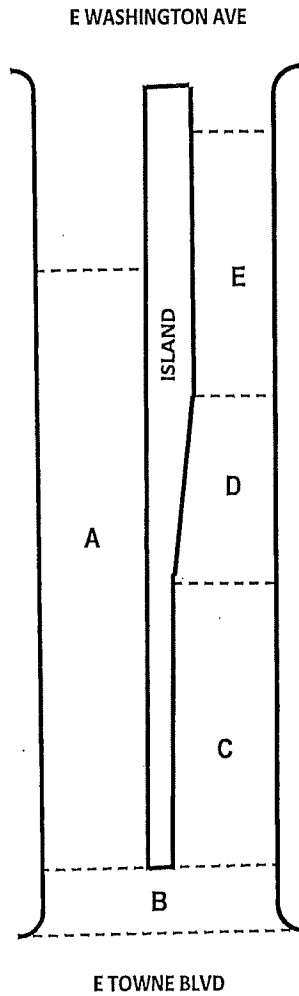
RESURFACING 2020

STREET NAME: INDEPENDENCE LN

LIMITS: E WASHINGTON AVE TO E TOWNE BLVD



*NOT TO SCALE



AREA (SY)

A = 149 X 22 = 364
 B = 77 X 19 = 163
 C = 76 X 22 = 186
 D = 81*(22+11)/2 = 149
 E = 43 X 11 = 53
TOTAL = 915

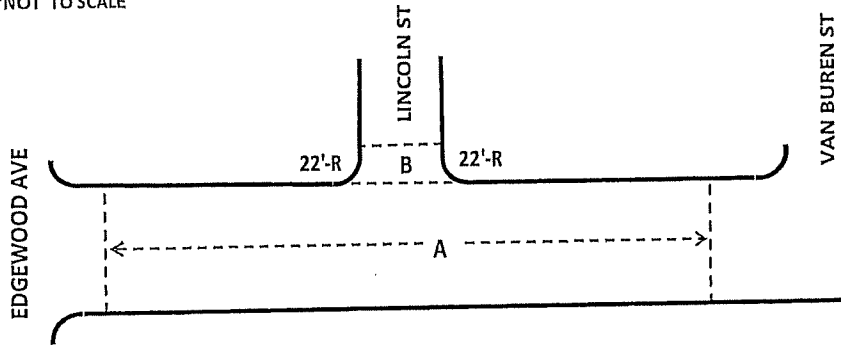
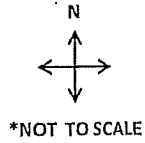
ITEMS

TACK COAT	46 GAL
HMA LOWER LAYER 2.5" - 3 MT 58-28 S	137 TON
HMA UPPER LAYER 2" - 4 MT 58-28 S	110 TON
ESTIMATED UNDERCUT	152 CY
ESTIMATED BREAKER	244 TON
RAMPING SAS	SY
WEDGE CUT GRINDING CONCRETE	SY
FULL WIDTH GRINDING	SY
PULVERIZE	915 SY

RESURFACING 2020

STREET NAME: VILAS AVE

LIMITS: EDGEWOOD AVE TO VAN BUREN ST



AREA (SY)

$$A = 662 \times 24.5 = 1802$$

$$B = 26 \times 13 = 38$$

$$\frac{2 \times 22' - R}{2} = 28$$

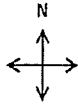
TOTAL = 1868

ITEMS

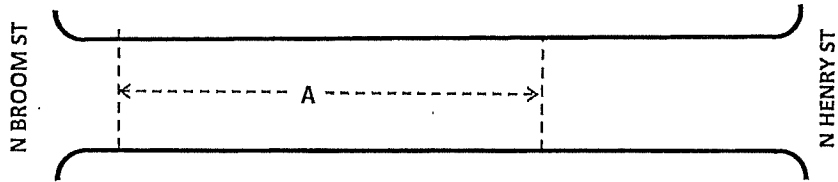
TACK COAT	93 GAL
HMA LOWER LAYER	TON
HMA UPPER LAYER 2" - 4 LT 58-28 S	223 TON
ESTIMATED UNDERCUT	CY
ESTIMATED BREAKER	TON
BASE PATCH GRINDING METHOD 3	93 SY
BASE PATCH GRINDING METHOD 5	SY
FULL WIDTH GRINDING	1,868 SY
RAMPING SAS	3 EA

RESURFACING 2020

STREET NAME: W DAYTON ST
LIMITS: N BROOM ST TO N HENRY ST



*NOT TO SCALE



AREA (SY)

$$A = 345 \times 36 = 1380$$

TOTAL = 1380

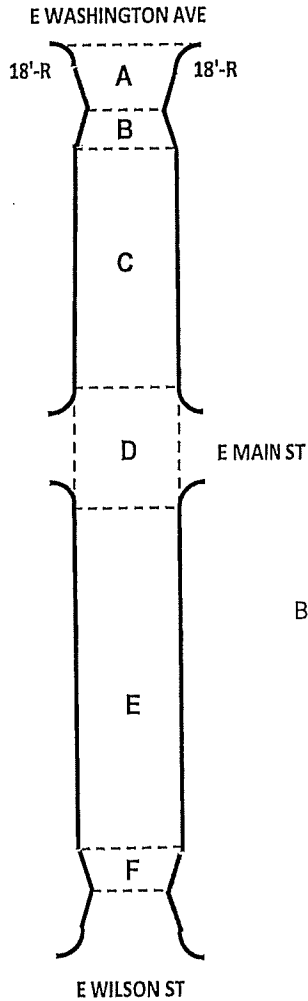
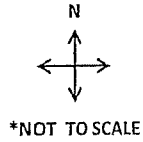
ITEMS

TACK COAT	69 GAL
HMA LOWER LAYER	TON
HMA UPPER LAYER 2" - 4 LT 58-28 S	166 TON
ESTIMATED UNDERCUT	CY
ESTIMATED BREAKER	TON
BASE PATCH GRINDING METHOD 3	69 SY
BASE PATCH GRINDING METHOD 5	SY
FULL WIDTH GRINDING	1,380 SY
RAMPING SAS	2 EA

RESURFACING 2020

STREET NAME: S FRANKLIN ST

LIMITS: E WASHINGTON AVE TO E WILSON ST



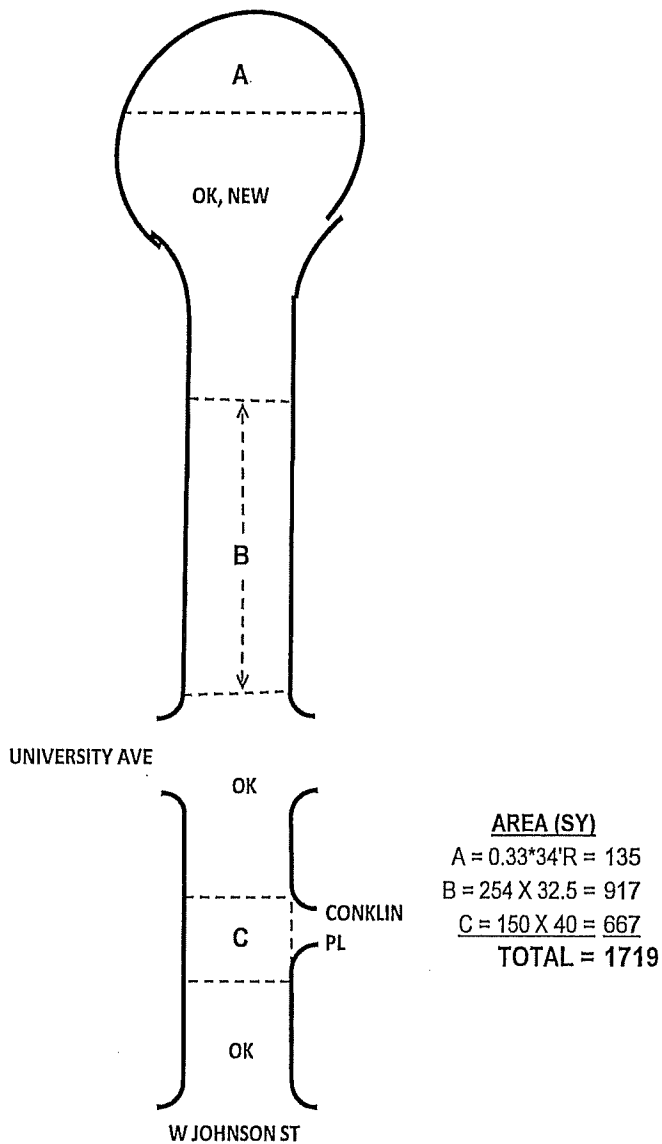
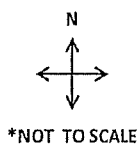
<u>AREA (SY)</u>	
A =	54 X 20 = 120
B =	21.5*(32+19)/2 = 61
C =	281 X 32 = 999
D =	31 X 66 = 227
E =	554 X 30 = 1847
F =	23 X 20 = 51
	<u>2-18'-R = 19</u>
TOTAL =	3324

ITEMS

TACK COAT	166	GAL
HMA LOWER LAYER		TON
HMA UPPER LAYER 2" - 4 LT 58-28 S	398	TON
ESTIMATED UNDERCUT		CY
ESTIMATED BREAKER		TON
BASE PATCH GRINDING METHOD 3	166	SY
BASE PATCH GRINDING METHOD 5		SY
FULL WIDTH GRINDING	3,324	SY
RAMPING SAS	6	EA

RESURFACING 2020

STREET NAME: N FRANCES ST
LIMITS: W JOHNSON ST TO NORTH END

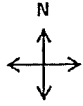


ITEMS

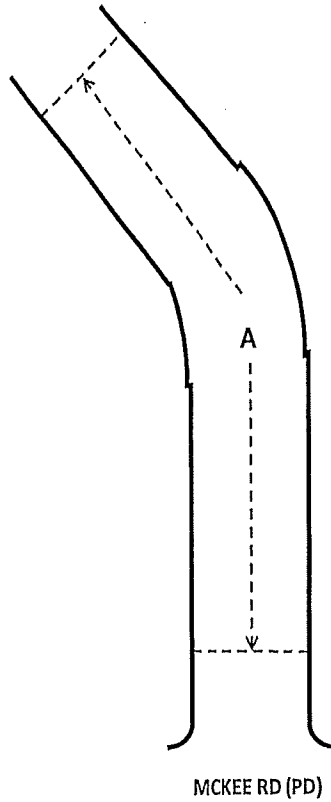
TACK COAT	86 GAL
HMA LOWER LAYER	TON
HMA UPPER LAYER 2" - 4 LT 58-28 S	206 TON
ESTIMATED UNDERCUT	CY
ESTIMATED BREAKER	TON
BASE PATCH GRINDING METHOD 3	86 SY
BASE PATCH GRINDING METHOD 5	SY
FULL WIDTH GRINDING	1,719 SY
RAMPING SAS	2 EA

RESURFACING 2020

STREET NAME: MAPLE VALLEY DR
LIMITS: MCKEE RD (PD) TO 410' NORTH



*NOT TO SCALE



AREA (SY)
 $A = 410 \times 32 = 1458$
TOTAL = 1458

ITEMS

TACK COAT	73	GAL
HMA LOWER LAYER		TON
HMA UPPER LAYER 2" - 4 LT 58-28 S	175	TON
ESTIMATED UNDERCUT		CY
ESTIMATED BREAKER		TON
BASE PATCH GRINDING METHOD 3	73	SY
BASE PATCH GRINDING METHOD 5		SY
FULL WIDTH GRINDING	1,458	SY
RAMPING SAS	2	EA

RESURFACING 2020

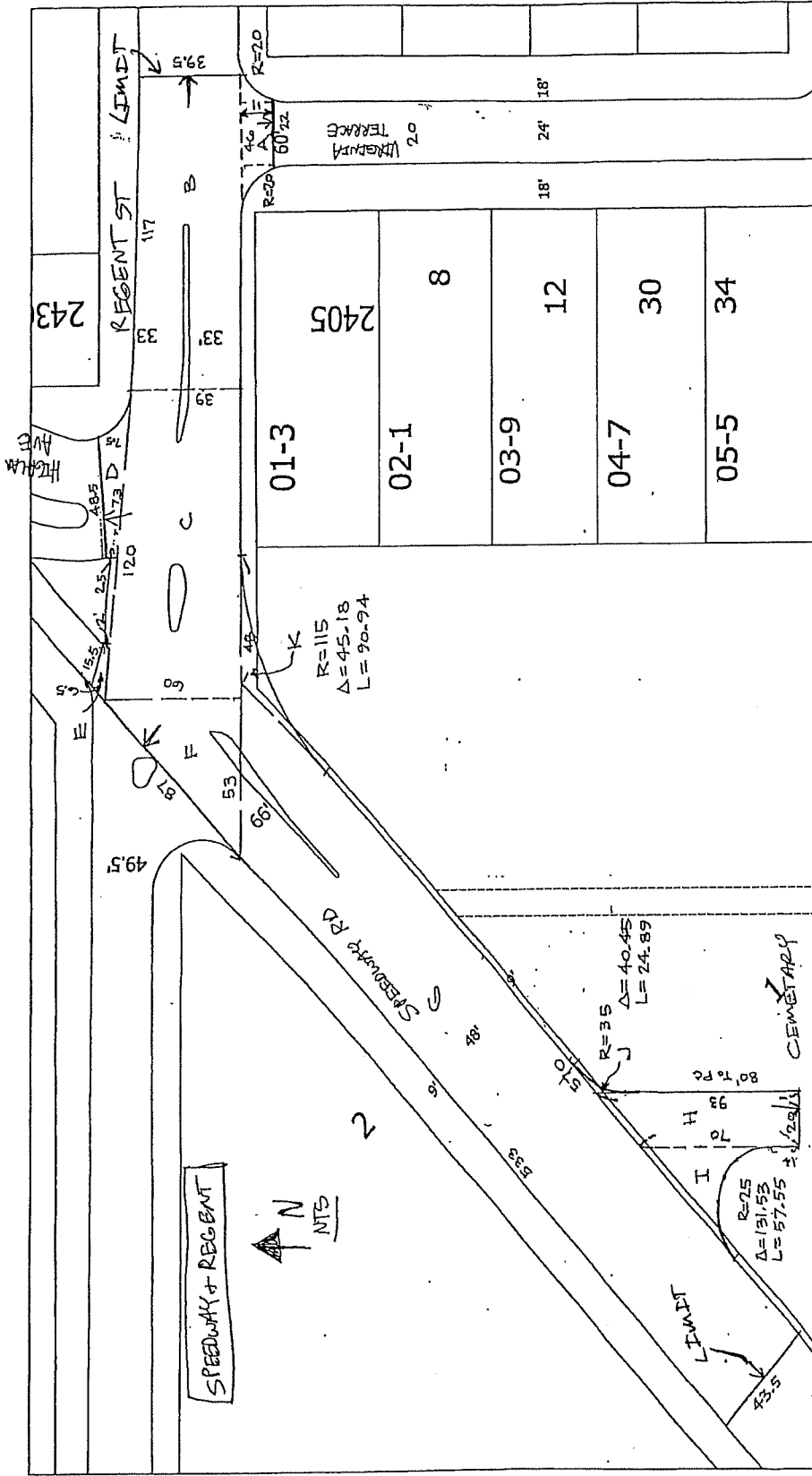
STREET NAME: REGENT & SPEEDWAY

LIMITS: INTERSECTION

REGENT & SPEEDWAY	
A	$11 \times 2.2 = 242$
	$20^2 \times 0.215 \times 2 = 172$
B	$39.25 \times 117 = 4,592.3$
C	$\frac{39+60}{2} \times 120 = 5,940$
D	$\frac{2.5+7.5}{2} \times \frac{48.5+73}{2} = 303.8$
E	$4.25 \times 15.5 = 65.9$
F	$\frac{60 \times 53}{2} = 1,590$
G	$\frac{533+570}{2} \times 43.5 = 23,990.3$
H	$\frac{70+93}{2} \times 20 = 1,630$
I	$\frac{57.55 \times 25}{2} - 25 \times 56 = 680.7$
J	$\frac{24.89 \times 35}{2} - 35 \times 13 = 19.3$
K	$\frac{90-94}{2} \times 115 - 115 \times 48 = 290.7$
	$39,517 \text{ SF} = 4,390.8 \text{ SY}$
	$- 81.4 \text{ SY ISLANDS}$
	4,309.4 SY
ISLANDS	
A	$\frac{\pi \times 1^2 \times 180}{360} \times 2 = 3.2$
	$4.8 \times 2 = 9.6$
	$\frac{2+3+2}{3} \times 35 = 81.7$
	180.9 SF
B	$\frac{\pi \times 1.5^2 \times 180}{360} = 3.5$
	$\frac{2+7}{2} \times 13.5 = 67.5$
	$6 \times 7.5 = 45$
	$\frac{\pi \times 2.5^2 \times 180}{360} = 9.8$
	125.8 SF
	$732.7 \text{ SF} = 81.4 \text{ SY}$
C	$\frac{\pi \times 1.5^2 \times 180}{360} = 3.5$
	$\frac{3+7}{2} \times 13.5 = 67.5$
	$\frac{7+2.5}{2} \times 34 = 161.5$
	$2.25 \times 86 = 193.5$
	426 SF

ITEMS

TACK COAT	216 GAL
HMA LOWER LAYER	TON
HMA UPPER LAYER 2" - 4 MT 58-28 H	517 TON
ESTIMATED UNDERCUT	CY
ESTIMATED BREAKER	TON
BASE PATCH GRINDING METHOD 3	216 SY
BASE PATCH GRINDING METHOD 5	SY
FULL WIDTH GRINDING	4,310 SY
RAMPING SAS	8 EA



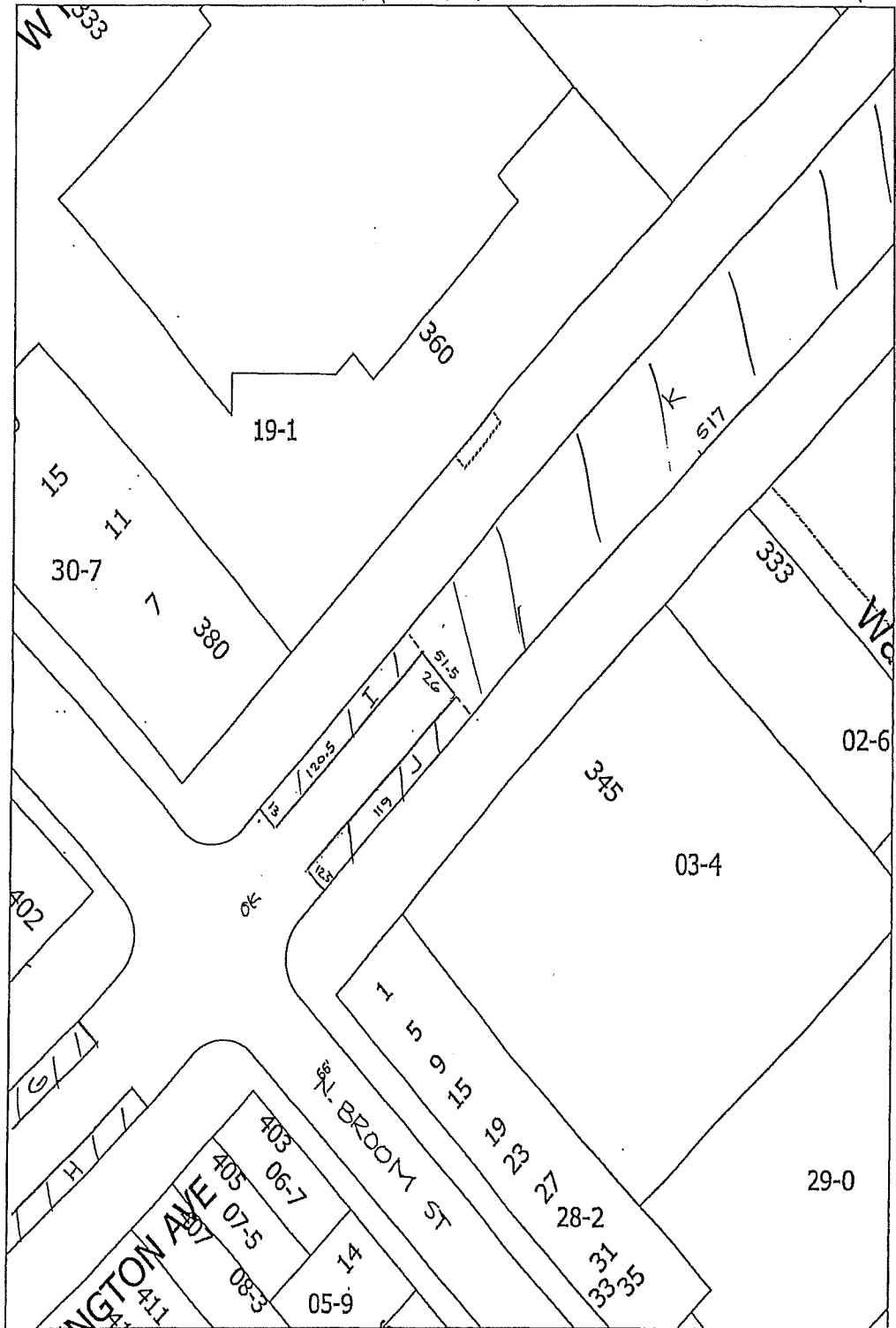
Scale: 1 In = 40 Ft.

Time: 12/4/2019 1:23:06 PM
 Session: C:\GTV\Viewer_Sessions\gvtv.gts
City of Madison, WI - GIS/Mapping data
 Printed By: engg
 Disclaimer: The City makes no representation about the accuracy of these records and shall not be liable for any damages

W. WASHINGTON



3 of 4



Time: 11/26/2019 9:06:56 AM

Scale: 1 In = 50 Ft

Session: C:\GTViewer_Sessions\gtv.gts

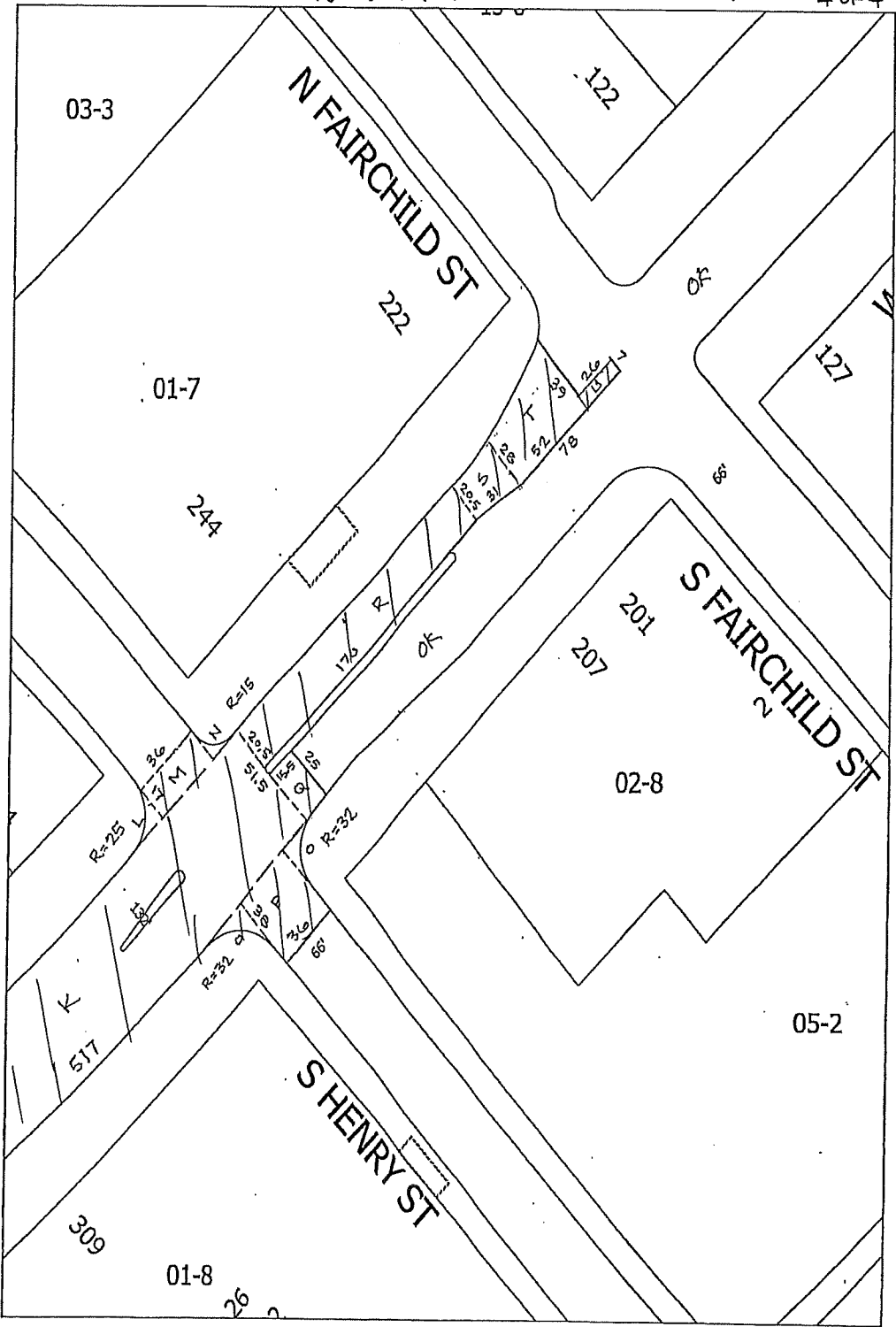
City of Madison, WI - GIS/Mapping data

Printed By: enggr

Disclaimer: The City makes no representation about the accuracy of these records and shall not be liable for any damages

W. WASHINGTON

↑ N 4 OF 4



Time: 12/3/2019 12:14:52 PM

Scale: 1 In = 50 Ft

Session: C:\GTV\viewer_Sessions\gtv.gis

City of Madison, WI - GIS/Mapping data

Printed By: enggr

Disclaimer: The City makes no representation about the accuracy of these records and shall not be liable for any damages

RESURFACING 2020

STREET NAME: ATWOOD AVE

LIMITS: RUSK ST TO S MARQUETTE ST

ATWOOD AVE

2" MILL + OVERLAY

PAGE 1 TOTAL = 1620 SY = 4 LT 205 TON

PAGE 2 TOTAL = 1812 SY = 4 LT 220 TON

PAGE 3 TOTAL = 2405 SY = 4 LT 290 TON

TOTALS = 5837 SY = 715 TON

ATWOOD AVE + DUNNING INTERSECTION

REMOVE CONCRETE PAVEMENT = 425 SY

CRUSHED AGGREGATE BASE COURSE = 155 TON

SAWCUT CONCRETE FULL DEPTH = 160'

3.5" 3 LT = 90 TON BINDER

2" 4 LT = 50 TON SURFACE

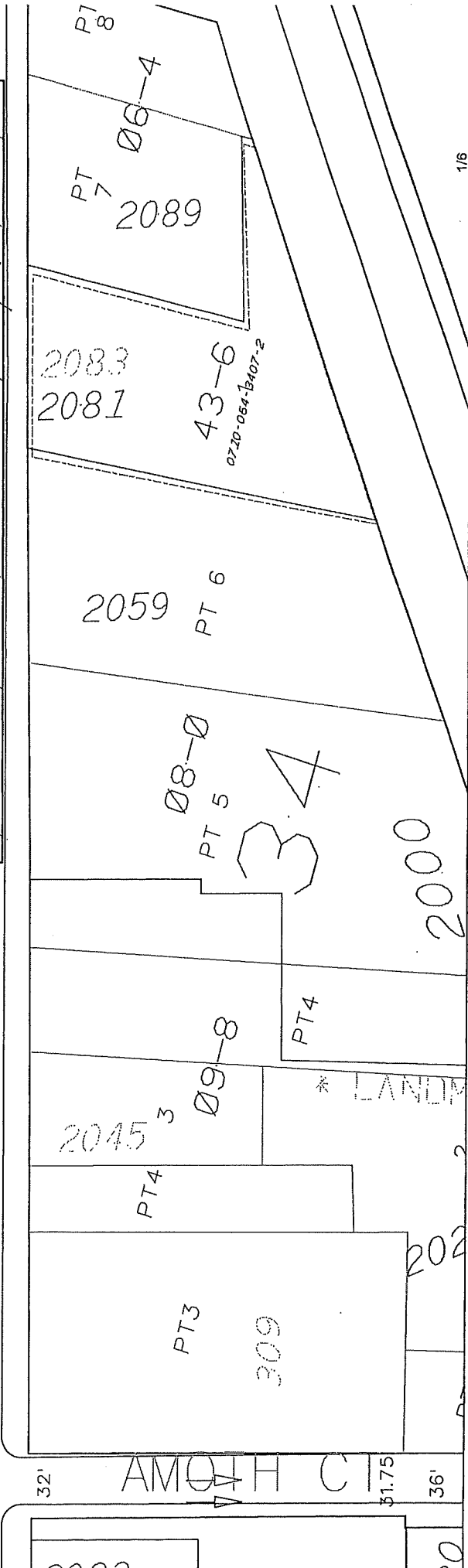
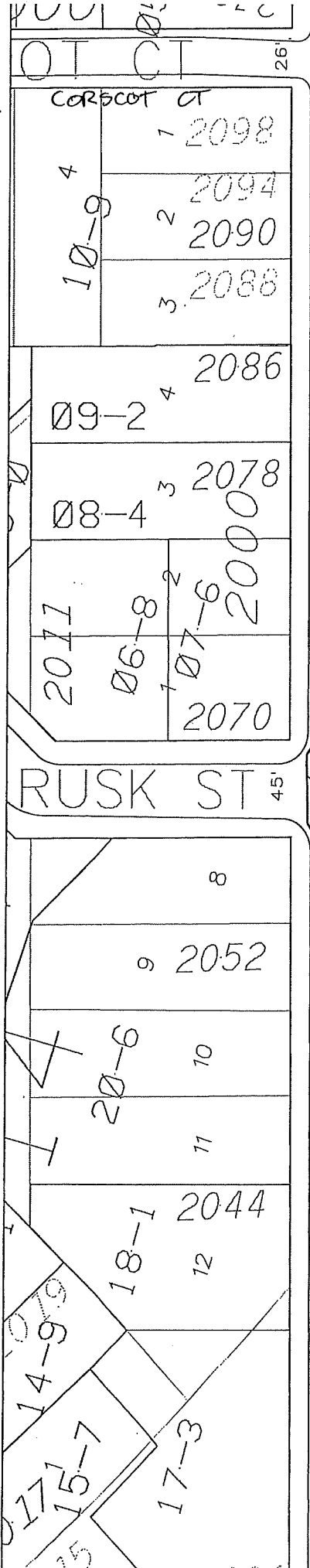
REBUILD ACCESS STRUCTURE TOP - RESURFACING - 2

ITEMS

TACK COAT		315 GAL
HMA LOWER LAYER	3.5" - 3 LT 58-28 S	90 TON
HMA UPPER LAYER	2" - 4 LT 58-28 S	765 TON
REMOVE CONCRETE PAVEMENT		425 SY
CRUSHED AGGREGATE BASE COURSE # 2 OR 3		155 TON
SAWCUT CONCRETE FULL DEPTH		160 FT
REBUILD ACCESS STRUCTURE TOP - RESURFACING		2 EA
FULL WIDTH GRINDING		5,837 SY
RAMPING SAS		8 EA

NTS
4 N

ATWOOD AVE
PAGE 1 OF 4

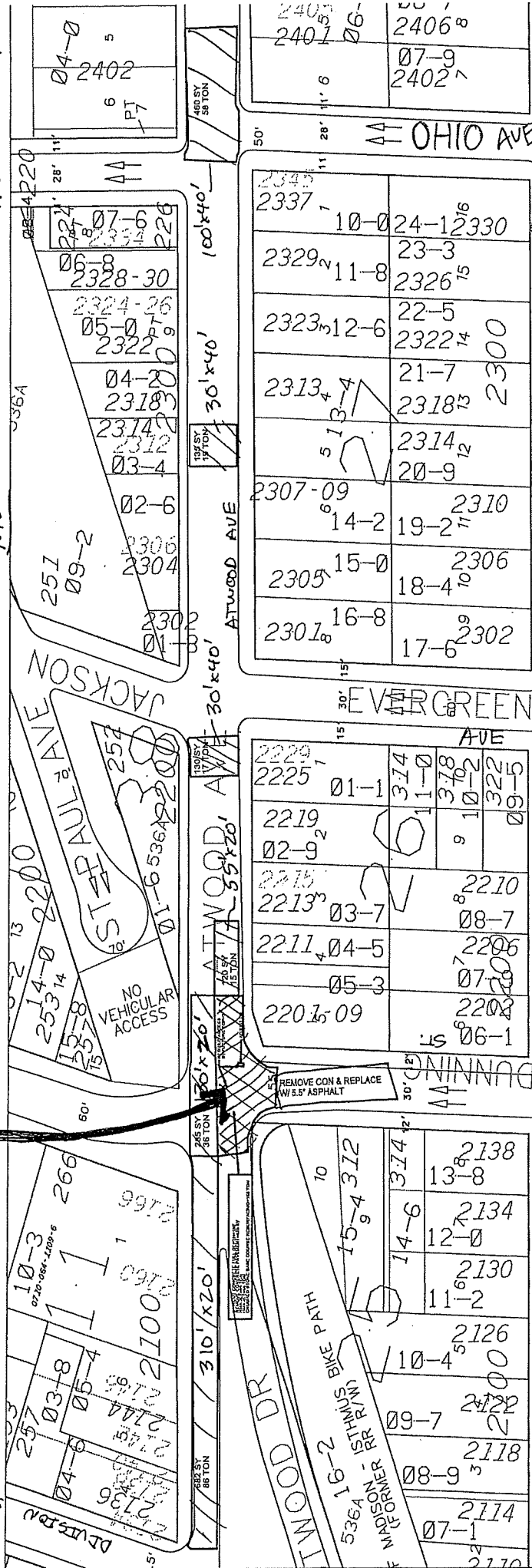



1/8

SEE PAGE 4

AN NTS

ATWOOD AVE PAGE 2 OF 4




 = REMOVE CONCRETE + REPLACE w/ 3.5" 3 LT = 90 TON BINDER


2" 4 LT = 50 TON SURFACE

CRUSHED AGGREGATE BASE COURSE GRAVE # 2 OR 3 = 155 TON

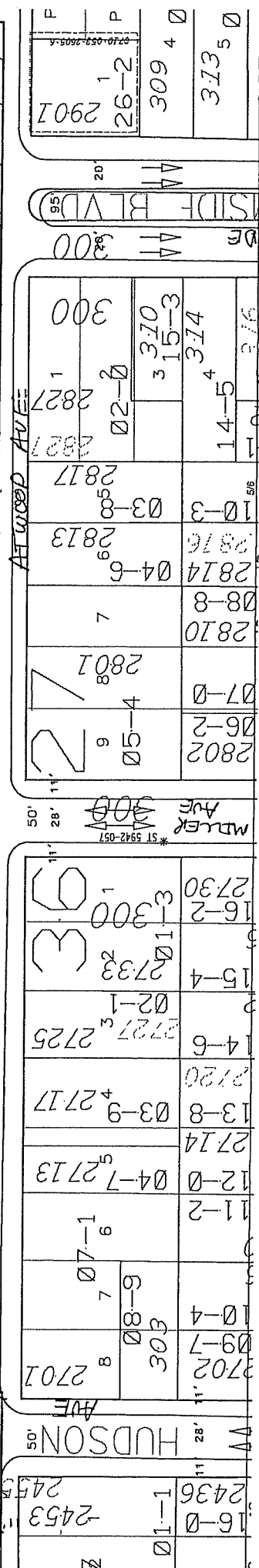
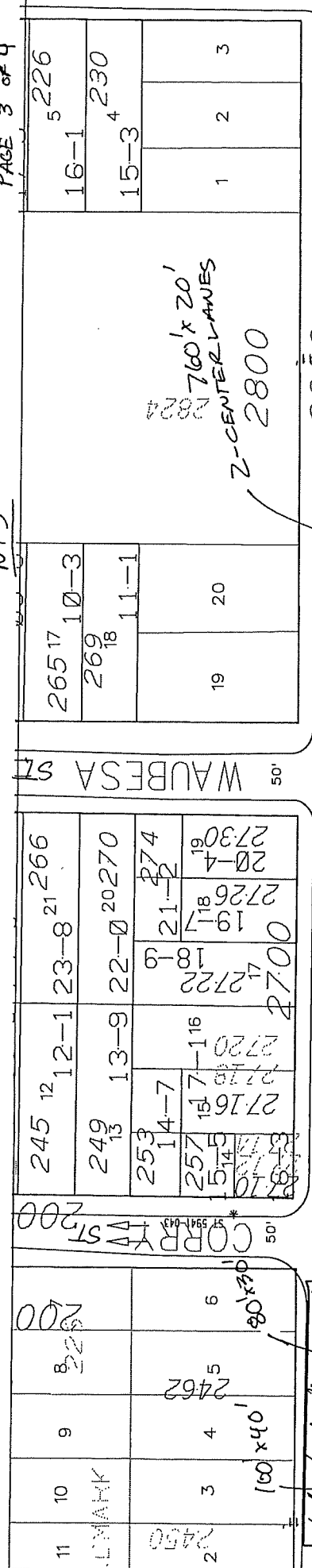
SAWCUT CONCRETE FULL DEPTH = 160'

 = 2" MILL OVERLAY, 4 LT = 19 1/2 SY PAGE TOTAL = 220 TON

S. MARQUETTE ST.



ATWOOD AVE
PAGE 3 of 4



BLVD
ELMS ST

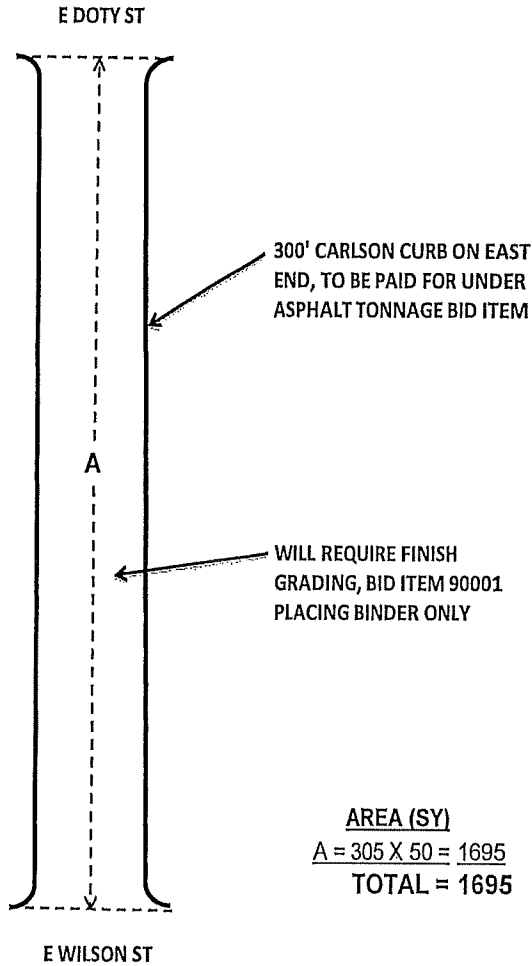
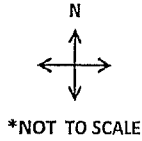
2" W/LL + OVERLAY, 4 CT = 2405 SY PAGE TOTAL = 290 TAN



RESURFACING 2020

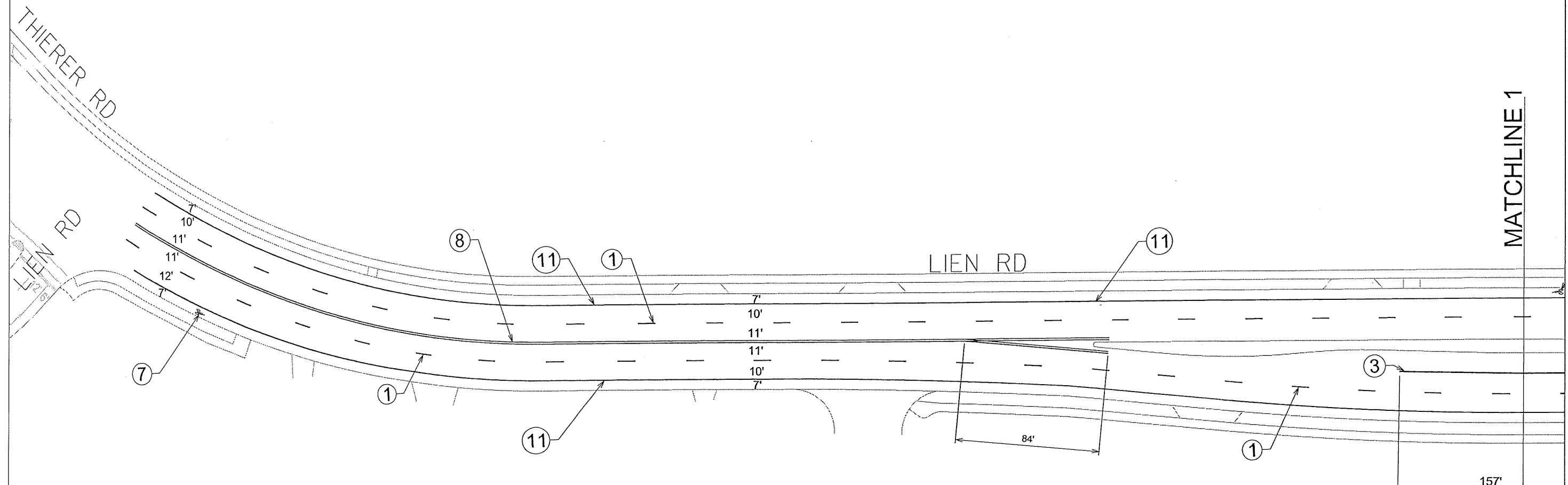
STREET NAME: S PINCKNEY ST

LIMITS: E WILSON ST TO E DOTY ST



ITEMS

TACK COAT		GAL
HMA LOWER LAYER	3.5" - 3 MT 58-28 S	360 TON
HMA UPPER LAYER		TON
ADJUST INLET CASTING TYPE H		5 EA
ADJUST ACCESS STRUCTURE CASTING		5 EA
ADJUST CATCHBASIN CASTING		EA
RAMPING SAS		EA
CRUSHED AGGREGATE BASE COURSE		100 TON
FINISH GRADE		1,700 SY



Callout	Description
1	Pavement Marking Epoxy, 6-Inch White Skips, (10' Line, 30' Gap)
2	Pavement Marking Epoxy, 4-Inch, Solid White
3	Pavement Marking Epoxy, 8-Inch Solid White
4	Pavement Marking Epoxy, Word, "ONLY"
5	Pavement Marking Epoxy, 24-Inch White, Stop Line
6	Pavement Marking Epoxy, 6-Inch White, Crosswalk
7	Pavement Marking Epoxy, Symbol, Bike Lane
8	Pavement Marking Epoxy, 4-Inch Double Yellow
9	Pavement Marking Epoxy, 6-Inch Yellow Skips (10' Line, 30' Gap)
10	Pavement Marking Epoxy, Symbol, Left Arrow
11	Pavement Marking Epoxy, 6-Inch Solid White
12	Pavement Marking Epoxy, 6-Inch White Skips, (2' Line, 6' Gap)
13	Pavement Marking Epoxy, Continental Crosswalk
14	Pavement Marking Epoxy, 12-Inch White, Crosswalk
15	Pavement Marking Epoxy, Symbol, Thru & Right Arrow
16	Pavement Marking Epoxy, Symbol, Thru & Left Arrow
17	High Friction Green Surface
18	Pavement Marking Epoxy, 8-Inch White Skips (5' Line, 5' Gap)

Notes:
 -Continental Crosswalks are 12' wide with 18" bars and 24" gaps
 -Dimensions are from center of marking and/or face of curb
 -Bike lanes are typically 6' from face of curb
 -Stop bars are typically 4' from crosswalk
 -Contact Tom Mohr, City Traffic Engineering, (608) 267-8725 with questions

PLOT SCALE:

PLOT NAME:

REV. DATE:

ORIGINATOR: CITY OF MADISON, TRAFFIC ENG. DIV.

MATCHLINE 1

MATCHLINE 1

PAVEMENT MARKING PLAN

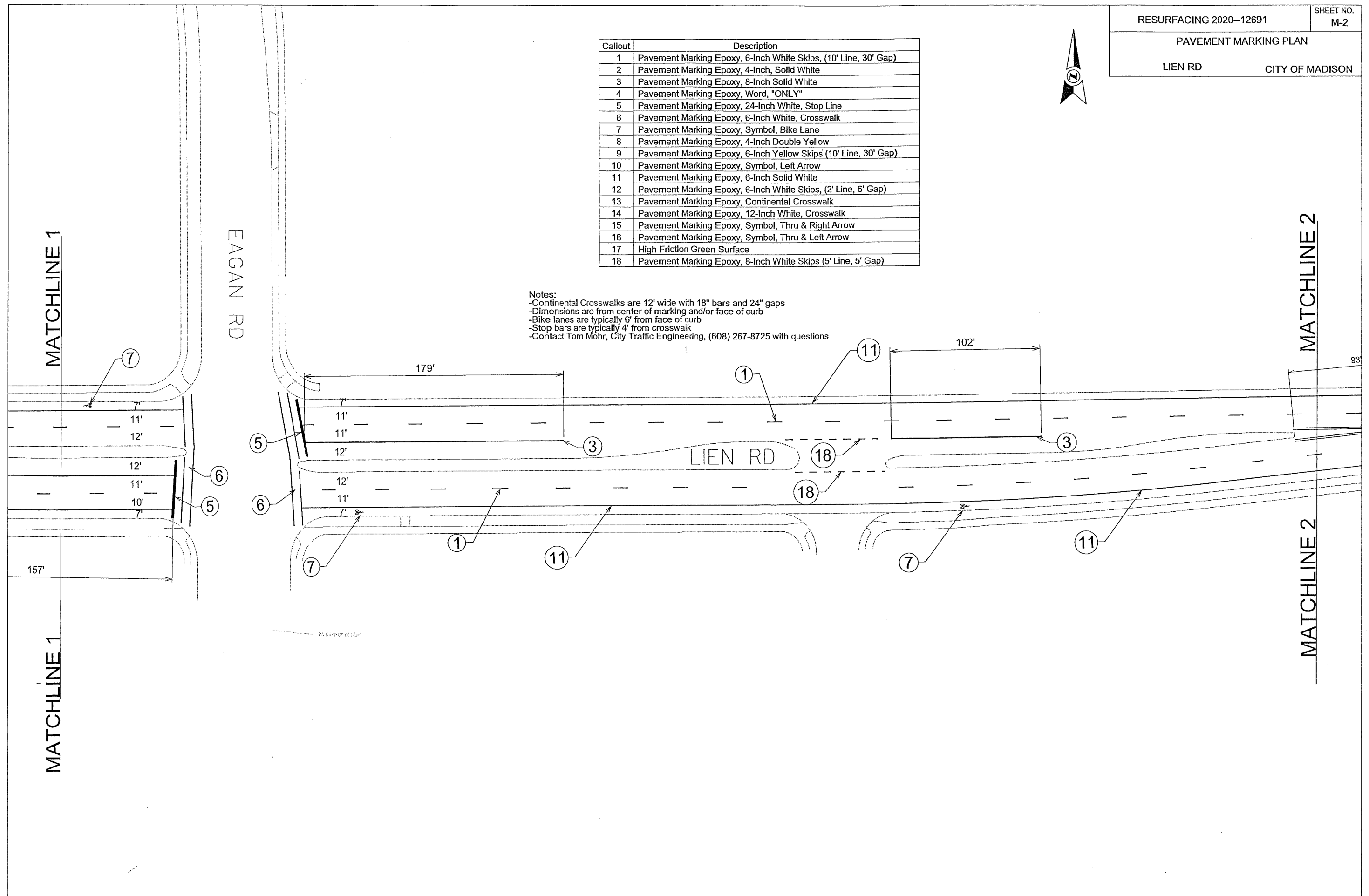
LIEN RD

CITY OF MADISON



Callout	Description
1	Pavement Marking Epoxy, 6-Inch White Skips, (10' Line, 30' Gap)
2	Pavement Marking Epoxy, 4-Inch, Solid White
3	Pavement Marking Epoxy, 8-Inch Solid White
4	Pavement Marking Epoxy, Word, "ONLY"
5	Pavement Marking Epoxy, 24-Inch White, Stop Line
6	Pavement Marking Epoxy, 6-Inch White, Crosswalk
7	Pavement Marking Epoxy, Symbol, Bike Lane
8	Pavement Marking Epoxy, 4-Inch Double Yellow
9	Pavement Marking Epoxy, 6-Inch Yellow Skips (10' Line, 30' Gap)
10	Pavement Marking Epoxy, Symbol, Left Arrow
11	Pavement Marking Epoxy, 6-Inch Solid White
12	Pavement Marking Epoxy, 6-Inch White Skips, (2' Line, 6' Gap)
13	Pavement Marking Epoxy, Continental Crosswalk
14	Pavement Marking Epoxy, 12-Inch White, Crosswalk
15	Pavement Marking Epoxy, Symbol, Thru & Right Arrow
16	Pavement Marking Epoxy, Symbol, Thru & Left Arrow
17	High Friction Green Surface
18	Pavement Marking Epoxy, 8-Inch White Skips (5' Line, 5' Gap)

Notes:
 -Continental Crosswalks are 12' wide with 18" bars and 24" gaps
 -Dimensions are from center of marking and/or face of curb
 -Bike lanes are typically 6' from face of curb
 -Stop bars are typically 4' from crosswalk
 -Contact Tom Mohr, City Traffic Engineering, (608) 267-8725 with questions



PLOT SCALE:

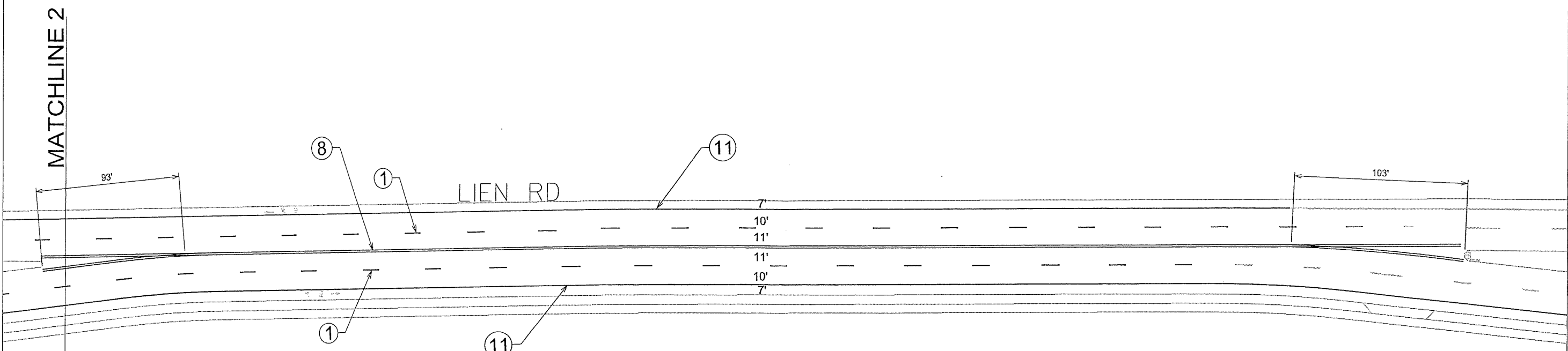
PLOT NAME:

REV. DATE:

ORIGINATOR: CITY OF MADISON, TRAFFIC ENG. DIV.

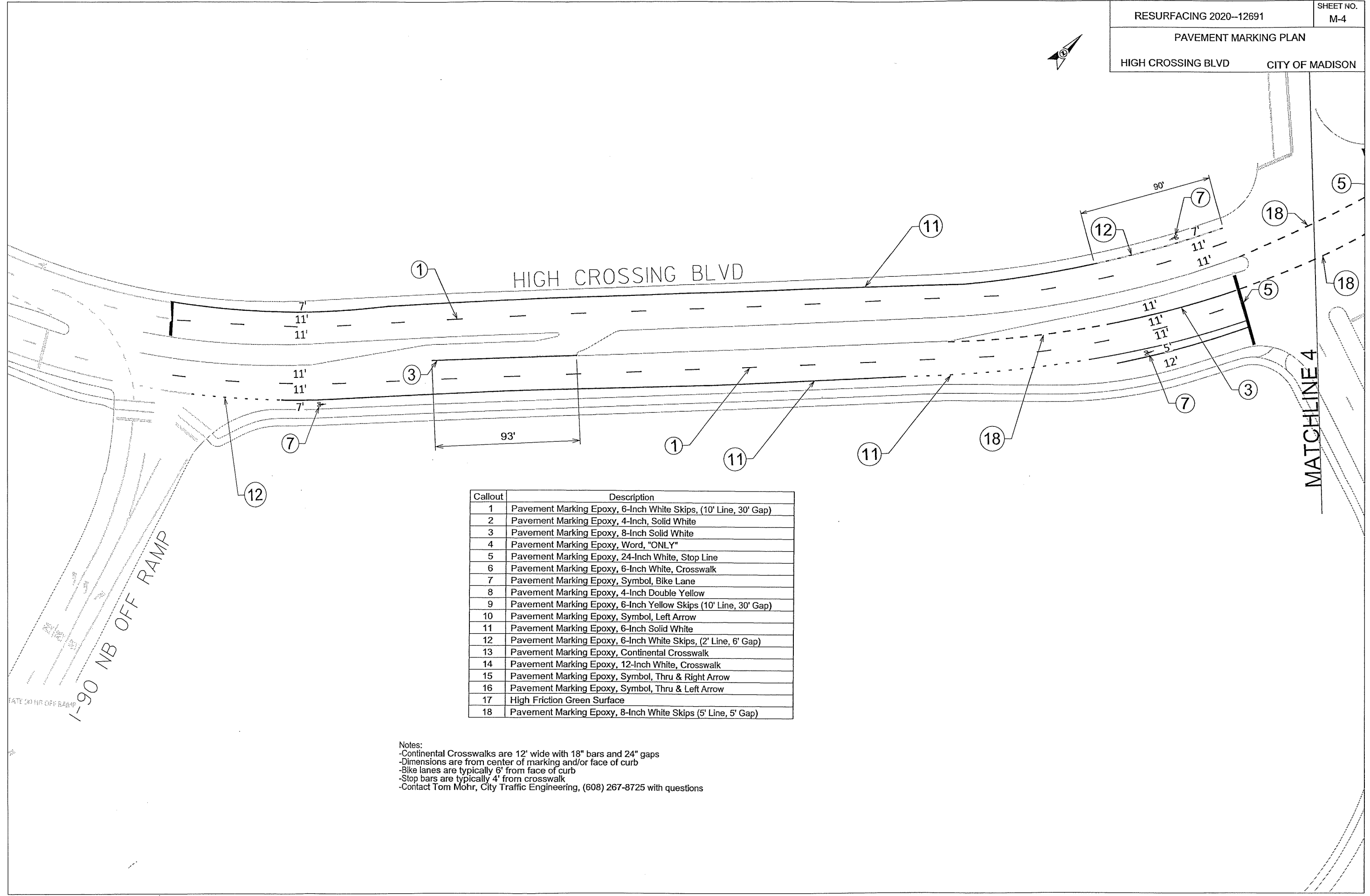


PLOT SCALE:
 PLOT NAME:
 REV. DATE:
 ORIGINATOR: CITY OF MADISON, TRAFFIC ENG. DIV.



Callout	Description
1	Pavement Marking Epoxy, 6-Inch White Skips, (10' Line, 30' Gap)
2	Pavement Marking Epoxy, 4-Inch, Solid White
3	Pavement Marking Epoxy, 8-Inch Solid White
4	Pavement Marking Epoxy, Word, "ONLY"
5	Pavement Marking Epoxy, 24-Inch White, Stop Line
6	Pavement Marking Epoxy, 6-Inch White, Crosswalk
7	Pavement Marking Epoxy, Symbol, Bike Lane
8	Pavement Marking Epoxy, 4-Inch Double Yellow
9	Pavement Marking Epoxy, 6-Inch Yellow Skips (10' Line, 30' Gap)
10	Pavement Marking Epoxy, Symbol, Left Arrow
11	Pavement Marking Epoxy, 6-Inch Solid White
12	Pavement Marking Epoxy, 6-Inch White Skips, (2' Line, 6' Gap)
13	Pavement Marking Epoxy, Continental Crosswalk
14	Pavement Marking Epoxy, 12-Inch White, Crosswalk
15	Pavement Marking Epoxy, Symbol, Thru & Right Arrow
16	Pavement Marking Epoxy, Symbol, Thru & Left Arrow
17	High Friction Green Surface
18	Pavement Marking Epoxy, 8-Inch White Skips (5' Line, 5' Gap)

Notes:
 -Continental Crosswalks are 12' wide with 18" bars and 24" gaps
 -Dimensions are from center of marking and/or face of curb
 -Bike lanes are typically 6' from face of curb
 -Stop bars are typically 4' from crosswalk
 -Contact Tom Mohr, City Traffic Engineering, (608) 267-8725 with questions



Callout	Description
1	Pavement Marking Epoxy, 6-Inch White Skips, (10' Line, 30' Gap)
2	Pavement Marking Epoxy, 4-Inch, Solid White
3	Pavement Marking Epoxy, 8-Inch Solid White
4	Pavement Marking Epoxy, Word, "ONLY"
5	Pavement Marking Epoxy, 24-Inch White, Stop Line
6	Pavement Marking Epoxy, 6-Inch White, Crosswalk
7	Pavement Marking Epoxy, Symbol, Bike Lane
8	Pavement Marking Epoxy, 4-Inch Double Yellow
9	Pavement Marking Epoxy, 6-Inch Yellow Skips (10' Line, 30' Gap)
10	Pavement Marking Epoxy, Symbol, Left Arrow
11	Pavement Marking Epoxy, 6-Inch Solid White
12	Pavement Marking Epoxy, 6-Inch White Skips, (2' Line, 6' Gap)
13	Pavement Marking Epoxy, Continental Crosswalk
14	Pavement Marking Epoxy, 12-Inch White, Crosswalk
15	Pavement Marking Epoxy, Symbol, Thru & Right Arrow
16	Pavement Marking Epoxy, Symbol, Thru & Left Arrow
17	High Friction Green Surface
18	Pavement Marking Epoxy, 8-Inch White Skips (5' Line, 5' Gap)

Notes:
 -Continental Crosswalks are 12' wide with 18" bars and 24" gaps
 -Dimensions are from center of marking and/or face of curb
 -Bike lanes are typically 6' from face of curb
 -Stop bars are typically 4' from crosswalk
 -Contact Tom Mohr, City Traffic Engineering, (608) 267-8725 with questions

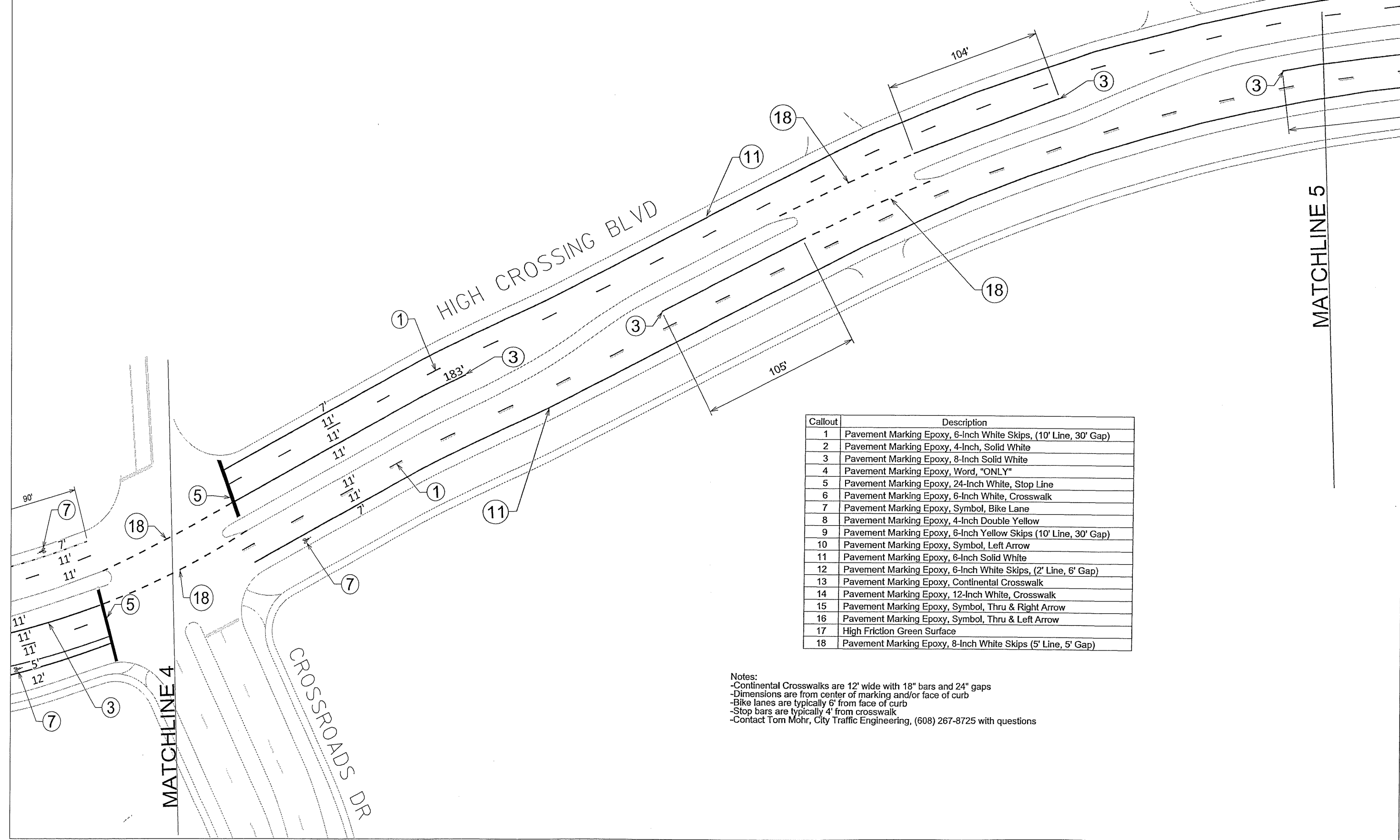
PLOT SCALE:
 PLOT NAME:
 REV. DATE:
 ORIGINATOR: CITY OF MADISON, TRAFFIC ENG. DIV.

PAVEMENT MARKING PLAN

HIGH CROSSING BLVD CITY OF MADISON



PLOT SCALE:
 PLOT NAME:
 REV. DATE:
 ORIGINATOR: CITY OF MADISON, TRAFFIC ENG. DIV.

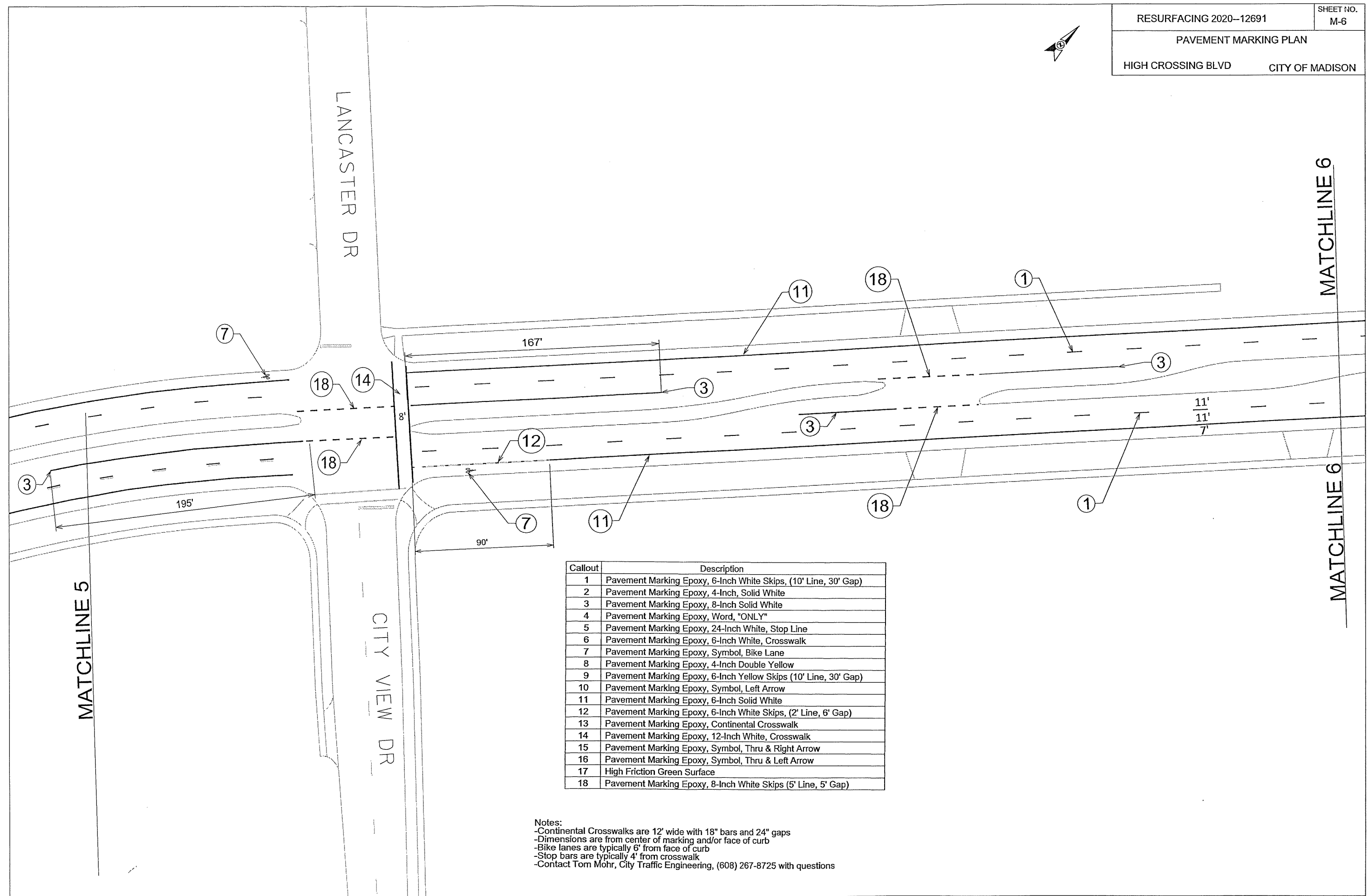


Callout	Description
1	Pavement Marking Epoxy, 6-Inch White Skips, (10' Line, 30' Gap)
2	Pavement Marking Epoxy, 4-Inch, Solid White
3	Pavement Marking Epoxy, 8-Inch Solid White
4	Pavement Marking Epoxy, Word, "ONLY"
5	Pavement Marking Epoxy, 24-Inch White, Stop Line
6	Pavement Marking Epoxy, 6-Inch White, Crosswalk
7	Pavement Marking Epoxy, Symbol, Bike Lane
8	Pavement Marking Epoxy, 4-Inch Double Yellow
9	Pavement Marking Epoxy, 6-Inch Yellow Skips (10' Line, 30' Gap)
10	Pavement Marking Epoxy, Symbol, Left Arrow
11	Pavement Marking Epoxy, 6-Inch Solid White
12	Pavement Marking Epoxy, 6-Inch White Skips, (2' Line, 6' Gap)
13	Pavement Marking Epoxy, Continental Crosswalk
14	Pavement Marking Epoxy, 12-Inch White, Crosswalk
15	Pavement Marking Epoxy, Symbol, Thru & Right Arrow
16	Pavement Marking Epoxy, Symbol, Thru & Left Arrow
17	High Friction Green Surface
18	Pavement Marking Epoxy, 8-Inch White Skips (5' Line, 5' Gap)

Notes:
 -Continental Crosswalks are 12' wide with 18" bars and 24" gaps
 -Dimensions are from center of marking and/or face of curb
 -Bike lanes are typically 6' from face of curb
 -Stop bars are typically 4' from crosswalk
 -Contact Tom Mohr, City Traffic Engineering, (608) 267-8725 with questions



PLOT SCALE:
 PLOT NAME:
 REV. DATE:
 ORIGINATOR: CITY OF MADISON, TRAFFIC ENG. DIV.



Callout	Description
1	Pavement Marking Epoxy, 6-Inch White Skips, (10' Line, 30' Gap)
2	Pavement Marking Epoxy, 4-Inch, Solid White
3	Pavement Marking Epoxy, 8-Inch Solid White
4	Pavement Marking Epoxy, Word, "ONLY"
5	Pavement Marking Epoxy, 24-Inch White, Stop Line
6	Pavement Marking Epoxy, 6-Inch White, Crosswalk
7	Pavement Marking Epoxy, Symbol, Bike Lane
8	Pavement Marking Epoxy, 4-Inch Double Yellow
9	Pavement Marking Epoxy, 6-Inch Yellow Skips (10' Line, 30' Gap)
10	Pavement Marking Epoxy, Symbol, Left Arrow
11	Pavement Marking Epoxy, 6-Inch Solid White
12	Pavement Marking Epoxy, 6-Inch White Skips, (2' Line, 6' Gap)
13	Pavement Marking Epoxy, Continental Crosswalk
14	Pavement Marking Epoxy, 12-Inch White, Crosswalk
15	Pavement Marking Epoxy, Symbol, Thru & Right Arrow
16	Pavement Marking Epoxy, Symbol, Thru & Left Arrow
17	High Friction Green Surface
18	Pavement Marking Epoxy, 8-Inch White Skips (5' Line, 5' Gap)

Notes:
 -Continental Crosswalks are 12' wide with 18" bars and 24" gaps
 -Dimensions are from center of marking and/or face of curb
 -Bike lanes are typically 6' from face of curb
 -Stop bars are typically 4' from crosswalk
 -Contact Tom Mohr, City Traffic Engineering, (608) 267-8725 with questions

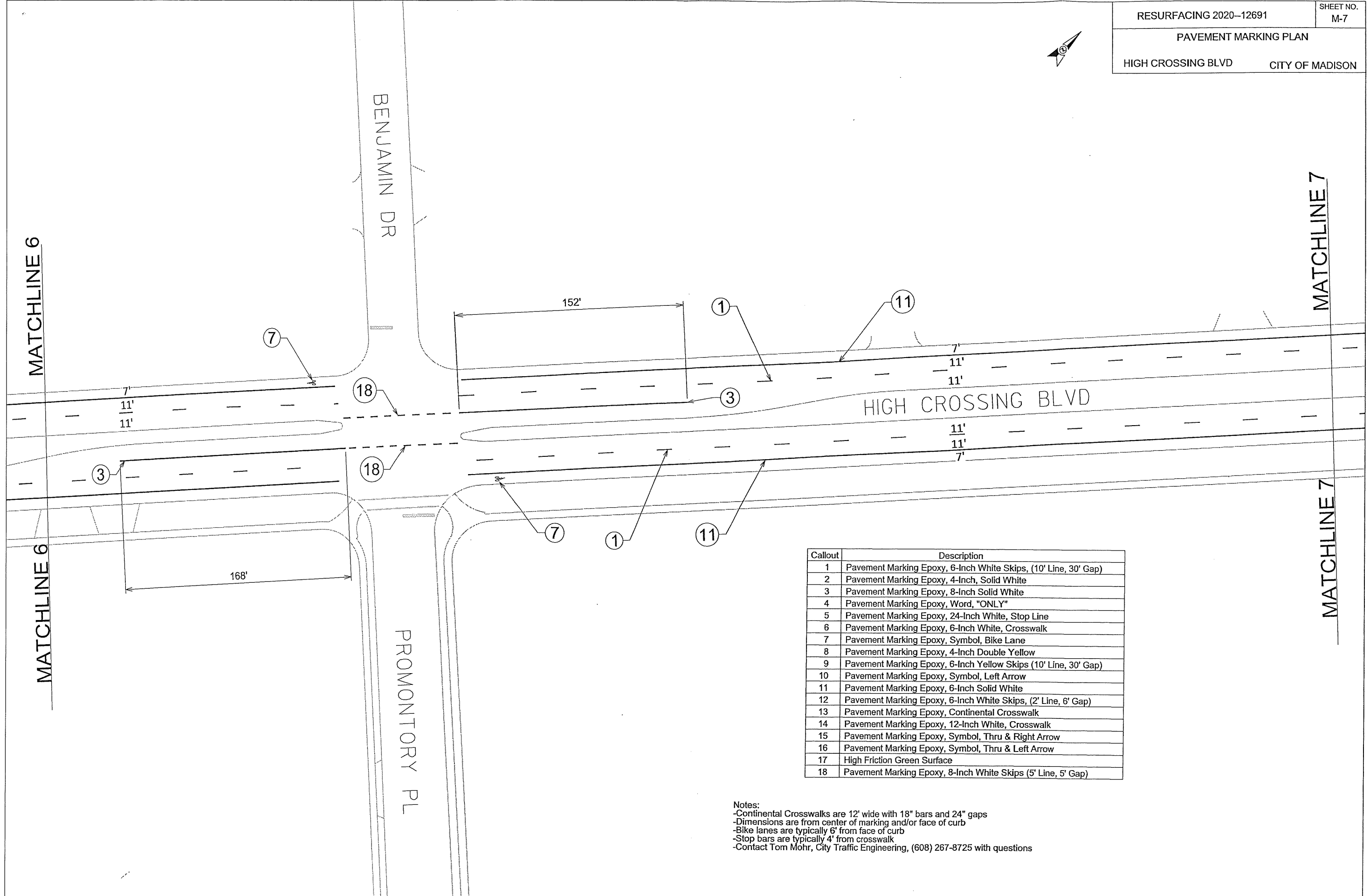
PAVEMENT MARKING PLAN

HIGH CROSSING BLVD

CITY OF MADISON

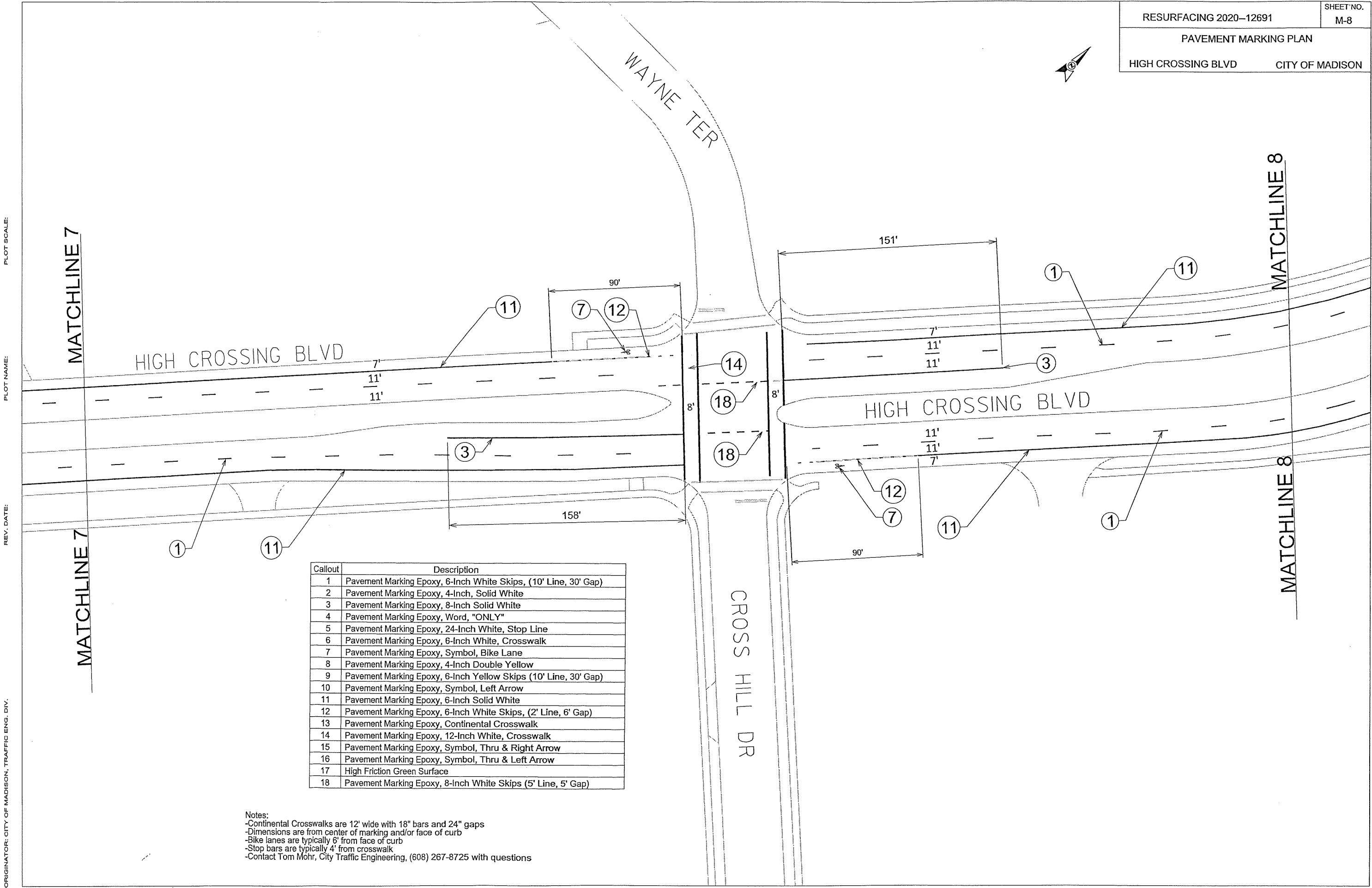


PLOT SCALE:
 PLOT NAME:
 REV. DATE:
 ORIGINATOR: CITY OF MADISON, TRAFFIC ENG. DIV.



Callout	Description
1	Pavement Marking Epoxy, 6-Inch White Skips, (10' Line, 30' Gap)
2	Pavement Marking Epoxy, 4-Inch, Solid White
3	Pavement Marking Epoxy, 8-Inch Solid White
4	Pavement Marking Epoxy, Word, "ONLY"
5	Pavement Marking Epoxy, 24-Inch White, Stop Line
6	Pavement Marking Epoxy, 6-Inch White, Crosswalk
7	Pavement Marking Epoxy, Symbol, Bike Lane
8	Pavement Marking Epoxy, 4-Inch Double Yellow
9	Pavement Marking Epoxy, 6-Inch Yellow Skips (10' Line, 30' Gap)
10	Pavement Marking Epoxy, Symbol, Left Arrow
11	Pavement Marking Epoxy, 6-Inch Solid White
12	Pavement Marking Epoxy, 6-Inch White Skips, (2' Line, 6' Gap)
13	Pavement Marking Epoxy, Continental Crosswalk
14	Pavement Marking Epoxy, 12-Inch White, Crosswalk
15	Pavement Marking Epoxy, Symbol, Thru & Right Arrow
16	Pavement Marking Epoxy, Symbol, Thru & Left Arrow
17	High Friction Green Surface
18	Pavement Marking Epoxy, 8-Inch White Skips (5' Line, 5' Gap)

Notes:
 -Continental Crosswalks are 12' wide with 18" bars and 24" gaps
 -Dimensions are from center of marking and/or face of curb
 -Bike lanes are typically 6' from face of curb
 -Stop bars are typically 4' from crosswalk
 -Contact Tom Mohr, City Traffic Engineering, (608) 267-8725 with questions



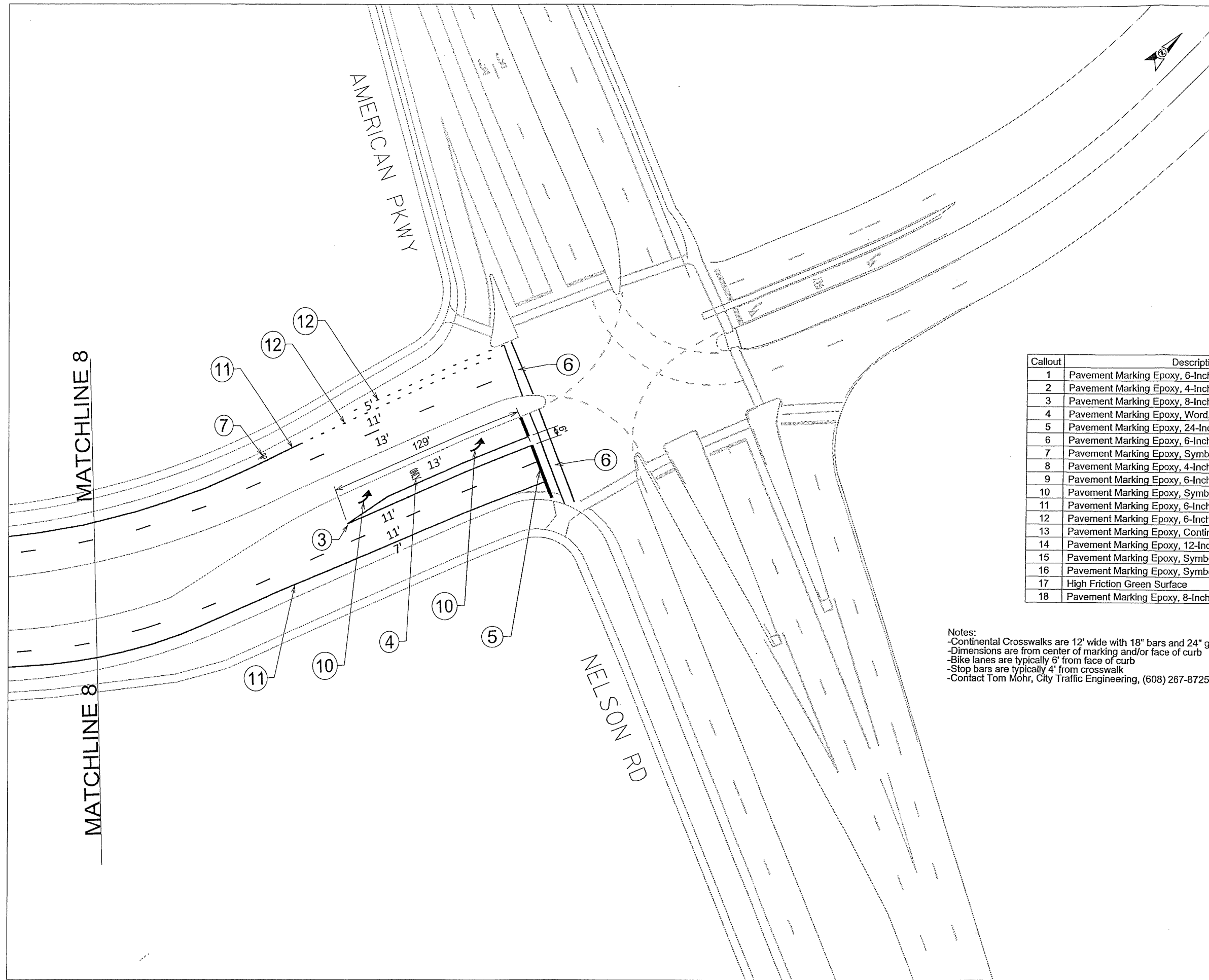
Callout	Description
1	Pavement Marking Epoxy, 6-Inch White Skips, (10' Line, 30' Gap)
2	Pavement Marking Epoxy, 4-Inch, Solid White
3	Pavement Marking Epoxy, 8-Inch Solid White
4	Pavement Marking Epoxy, Word, "ONLY"
5	Pavement Marking Epoxy, 24-Inch White, Stop Line
6	Pavement Marking Epoxy, 6-Inch White, Crosswalk
7	Pavement Marking Epoxy, Symbol, Bike Lane
8	Pavement Marking Epoxy, 4-Inch Double Yellow
9	Pavement Marking Epoxy, 6-Inch Yellow Skips (10' Line, 30' Gap)
10	Pavement Marking Epoxy, Symbol, Left Arrow
11	Pavement Marking Epoxy, 6-Inch Solid White
12	Pavement Marking Epoxy, 6-Inch White Skips, (2' Line, 6' Gap)
13	Pavement Marking Epoxy, Continental Crosswalk
14	Pavement Marking Epoxy, 12-Inch White, Crosswalk
15	Pavement Marking Epoxy, Symbol, Thru & Right Arrow
16	Pavement Marking Epoxy, Symbol, Thru & Left Arrow
17	High Friction Green Surface
18	Pavement Marking Epoxy, 8-Inch White Skips (5' Line, 5' Gap)

Notes:
 -Continental Crosswalks are 12' wide with 18" bars and 24" gaps
 -Dimensions are from center of marking and/or face of curb
 -Bike lanes are typically 6' from face of curb
 -Stop bars are typically 4' from crosswalk
 -Contact Tom Mohr, City Traffic Engineering, (608) 267-8725 with questions

PLOT SCALE:
 PLOT NAME:
 REV. DATE:
 ORIGINATOR: CITY OF MADISON, TRAFFIC ENG. DIV.

PAVEMENT MARKING PLAN

HIGH CROSSING BLVD CITY OF MADISON



Callout	Description
1	Pavement Marking Epoxy, 6-Inch White Skips, (10' Line, 30' Gap)
2	Pavement Marking Epoxy, 4-Inch, Solid White
3	Pavement Marking Epoxy, 8-Inch Solid White
4	Pavement Marking Epoxy, Word, "ONLY"
5	Pavement Marking Epoxy, 24-Inch White, Stop Line
6	Pavement Marking Epoxy, 6-Inch White, Crosswalk
7	Pavement Marking Epoxy, Symbol, Bike Lane
8	Pavement Marking Epoxy, 4-Inch Double Yellow
9	Pavement Marking Epoxy, 6-Inch Yellow Skips (10' Line, 30' Gap)
10	Pavement Marking Epoxy, Symbol, Left Arrow
11	Pavement Marking Epoxy, 6-Inch Solid White
12	Pavement Marking Epoxy, 6-Inch White Skips, (2' Line, 6' Gap)
13	Pavement Marking Epoxy, Continental Crosswalk
14	Pavement Marking Epoxy, 12-Inch White, Crosswalk
15	Pavement Marking Epoxy, Symbol, Thru & Right Arrow
16	Pavement Marking Epoxy, Symbol, Thru & Left Arrow
17	High Friction Green Surface
18	Pavement Marking Epoxy, 8-Inch White Skips (5' Line, 5' Gap)


Notes:
 -Continental Crosswalks are 12' wide with 18" bars and 24" gaps
 -Dimensions are from center of marking and/or face of curb
 -Bike lanes are typically 6' from face of curb
 -Stop bars are typically 4' from crosswalk
 -Contact Tom Mohr, City Traffic Engineering, (608) 267-8725 with questions

PLOT SCALE:

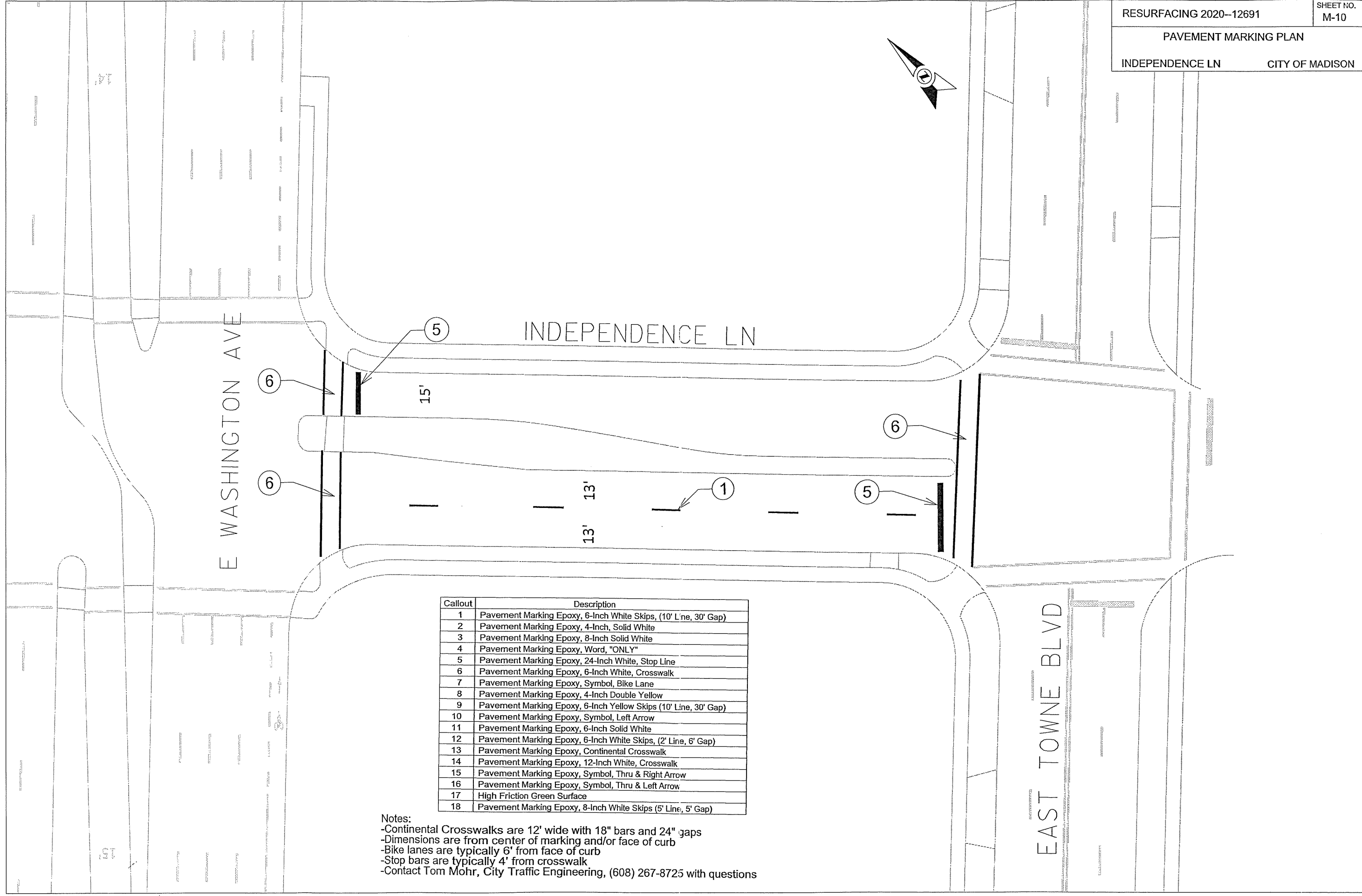
PLOT NAME:

REV. DATE:

ORIGINATOR: CITY OF MADISON, TRAFFIC ENG. DIV.



PLOT SCALE:
 PLOT NAME:
 REV. DATE:
 ORIGINATOR: CITY OF MADISON, TRAFFIC ENG. DIV.



Callout	Description
1	Pavement Marking Epoxy, 6-Inch White Skips, (10' Line, 30' Gap)
2	Pavement Marking Epoxy, 4-Inch, Solid White
3	Pavement Marking Epoxy, 8-Inch Solid White
4	Pavement Marking Epoxy, Word, "ONLY"
5	Pavement Marking Epoxy, 24-Inch White, Stop Line
6	Pavement Marking Epoxy, 6-Inch White, Crosswalk
7	Pavement Marking Epoxy, Symbol, Bike Lane
8	Pavement Marking Epoxy, 4-Inch Double Yellow
9	Pavement Marking Epoxy, 6-Inch Yellow Skips (10' Line, 30' Gap)
10	Pavement Marking Epoxy, Symbol, Left Arrow
11	Pavement Marking Epoxy, 6-Inch Solid White
12	Pavement Marking Epoxy, 6-Inch White Skips, (2' Line, 6' Gap)
13	Pavement Marking Epoxy, Continental Crosswalk
14	Pavement Marking Epoxy, 12-Inch White, Crosswalk
15	Pavement Marking Epoxy, Symbol, Thru & Right Arrow
16	Pavement Marking Epoxy, Symbol, Thru & Left Arrow
17	High Friction Green Surface
18	Pavement Marking Epoxy, 8-Inch White Skips (5' Line, 5' Gap)

Notes:
 -Continental Crosswalks are 12' wide with 18" bars and 24" gaps
 -Dimensions are from center of marking and/or face of curb
 -Bike lanes are typically 6' from face of curb
 -Stop bars are typically 4' from crosswalk
 -Contact Tom Mohr, City Traffic Engineering, (608) 267-8725 with questions

PAVEMENT MARKING PLAN


S BROOKS ST

CITY OF MADISON



Callout	Description
1	Pavement Marking Epoxy, 6-Inch White Skips, (10' Line, 30' Gap)
2	Pavement Marking Epoxy, 4-Inch, Solid White
3	Pavement Marking Epoxy, 8-Inch Solid White
4	Pavement Marking Epoxy, Word, "ONLY"
5	Pavement Marking Epoxy, 24-Inch White, Stop Line
6	Pavement Marking Epoxy, 6-Inch White, Crosswalk
7	Pavement Marking Epoxy, Symbol, Bike Lane
8	Pavement Marking Epoxy, 4-Inch Double Yellow
9	Pavement Marking Epoxy, 6-Inch Yellow Skips (10' Line, 30' Gap)
10	Pavement Marking Epoxy, Symbol, Left Arrow
11	Pavement Marking Epoxy, 6-Inch Solid White
12	Pavement Marking Epoxy, 6-Inch White Skips, (2' Line, 6' Gap)
13	Pavement Marking Epoxy, Continental Crosswalk
14	Pavement Marking Epoxy, 12-Inch White, Crosswalk
15	Pavement Marking Epoxy, Symbol, Thru & Right Arrow
16	Pavement Marking Epoxy, Symbol, Thru & Left Arrow
17	High Friction Green Surface
18	Pavement Marking Epoxy, 8-Inch White Skips (5' Line, 5' Gap)

Notes:
 -Continental Crosswalks are 12' wide with 18" bars and 24" gaps
 -Dimensions are from center of marking and/or face of curb
 -Bike lanes are typically 6' from face of curb
 -Stop bars are typically 4' from crosswalk
 -Contact Tom Mohr, City Traffic Engineering, (608) 267-8725 with questions



PLOT SCALE:

PLOT NAME:

REV. DATE:

ORIGINATOR: CITY OF MADISON, TRAFFIC ENG. DIV.

PAVEMENT MARKING PLAN

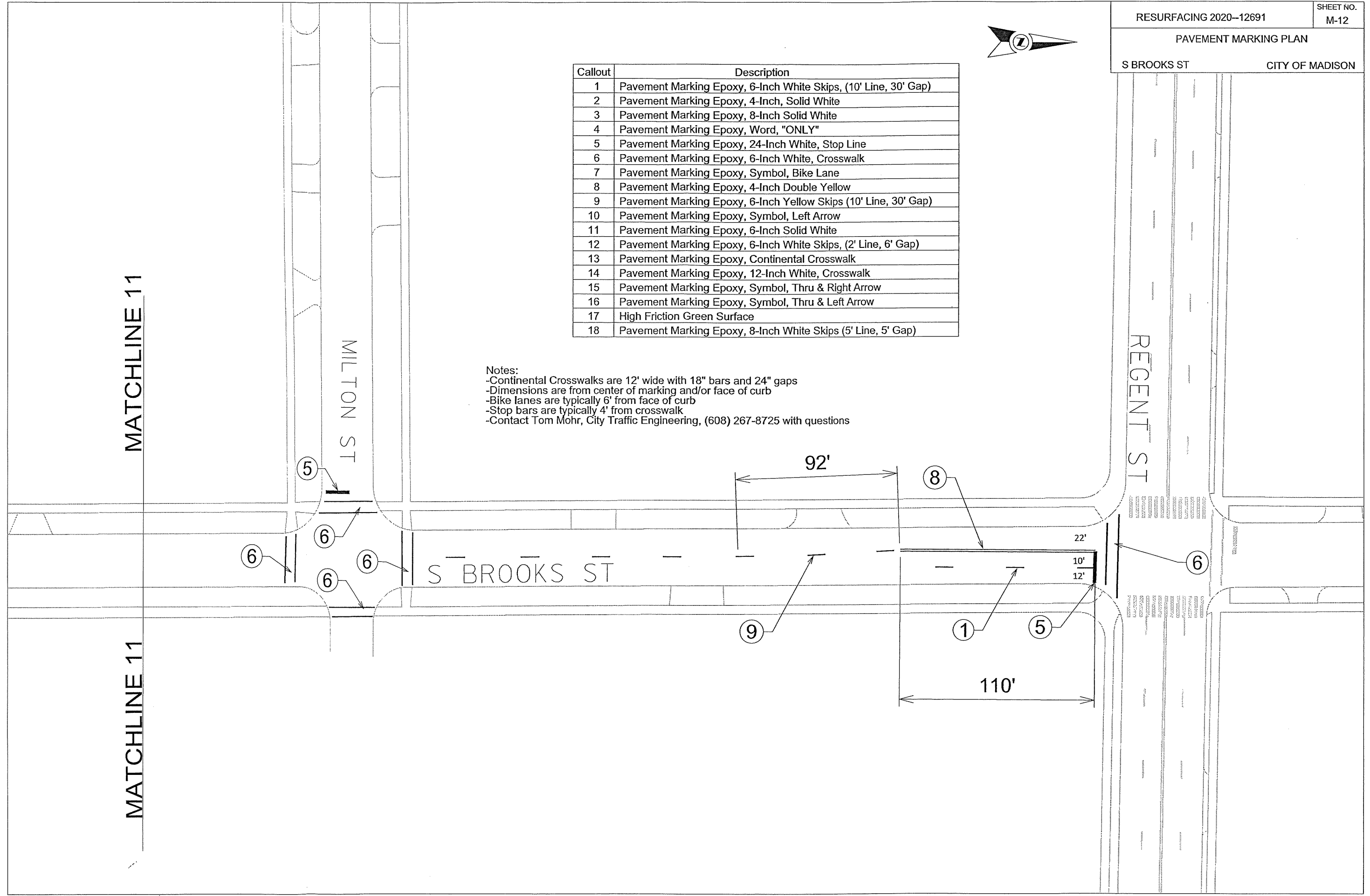
S BROOKS ST

CITY OF MADISON



Callout	Description
1	Pavement Marking Epoxy, 6-Inch White Skips, (10' Line, 30' Gap)
2	Pavement Marking Epoxy, 4-Inch, Solid White
3	Pavement Marking Epoxy, 8-Inch Solid White
4	Pavement Marking Epoxy, Word, "ONLY"
5	Pavement Marking Epoxy, 24-Inch White, Stop Line
6	Pavement Marking Epoxy, 6-Inch White, Crosswalk
7	Pavement Marking Epoxy, Symbol, Bike Lane
8	Pavement Marking Epoxy, 4-Inch Double Yellow
9	Pavement Marking Epoxy, 6-Inch Yellow Skips (10' Line, 30' Gap)
10	Pavement Marking Epoxy, Symbol, Left Arrow
11	Pavement Marking Epoxy, 6-Inch Solid White
12	Pavement Marking Epoxy, 6-Inch White Skips, (2' Line, 6' Gap)
13	Pavement Marking Epoxy, Continental Crosswalk
14	Pavement Marking Epoxy, 12-Inch White, Crosswalk
15	Pavement Marking Epoxy, Symbol, Thru & Right Arrow
16	Pavement Marking Epoxy, Symbol, Thru & Left Arrow
17	High Friction Green Surface
18	Pavement Marking Epoxy, 8-Inch White Skips (5' Line, 5' Gap)

Notes:
 -Continental Crosswalks are 12' wide with 18" bars and 24" gaps
 -Dimensions are from center of marking and/or face of curb
 -Bike lanes are typically 6' from face of curb
 -Stop bars are typically 4' from crosswalk
 -Contact Tom Mohr, City Traffic Engineering, (608) 267-8725 with questions

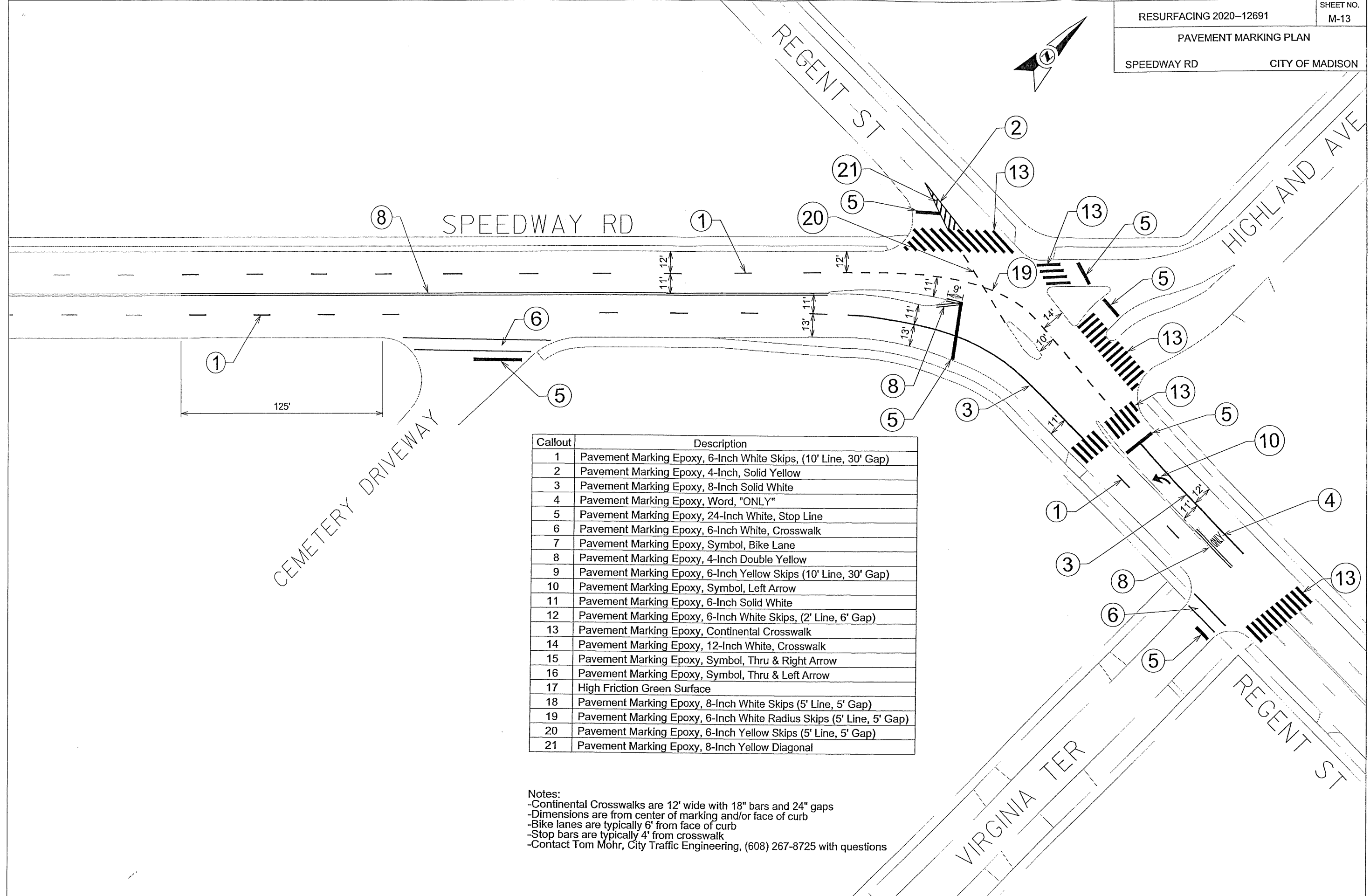


PLOT SCALE:

PLOT NAME:

REV. DATE:

ORIGINATOR: CITY OF MADISON, TRAFFIC ENG. DIV.



Callout	Description
1	Pavement Marking Epoxy, 6-Inch White Skips, (10' Line, 30' Gap)
2	Pavement Marking Epoxy, 4-Inch, Solid Yellow
3	Pavement Marking Epoxy, 8-Inch Solid White
4	Pavement Marking Epoxy, Word, "ONLY"
5	Pavement Marking Epoxy, 24-Inch White, Stop Line
6	Pavement Marking Epoxy, 6-Inch White, Crosswalk
7	Pavement Marking Epoxy, Symbol, Bike Lane
8	Pavement Marking Epoxy, 4-Inch Double Yellow
9	Pavement Marking Epoxy, 6-Inch Yellow Skips (10' Line, 30' Gap)
10	Pavement Marking Epoxy, Symbol, Left Arrow
11	Pavement Marking Epoxy, 6-Inch Solid White
12	Pavement Marking Epoxy, 6-Inch White Skips, (2' Line, 6' Gap)
13	Pavement Marking Epoxy, Continental Crosswalk
14	Pavement Marking Epoxy, 12-Inch White, Crosswalk
15	Pavement Marking Epoxy, Symbol, Thru & Right Arrow
16	Pavement Marking Epoxy, Symbol, Thru & Left Arrow
17	High Friction Green Surface
18	Pavement Marking Epoxy, 8-Inch White Skips (5' Line, 5' Gap)
19	Pavement Marking Epoxy, 6-Inch White Radius Skips (5' Line, 5' Gap)
20	Pavement Marking Epoxy, 6-Inch Yellow Skips (5' Line, 5' Gap)
21	Pavement Marking Epoxy, 8-Inch Yellow Diagonal

Notes:
 -Continental Crosswalks are 12' wide with 18" bars and 24" gaps
 -Dimensions are from center of marking and/or face of curb
 -Bike lanes are typically 6' from face of curb
 -Stop bars are typically 4' from crosswalk
 -Contact Tom Mohr, City Traffic Engineering, (608) 267-8725 with questions


PLOT SCALE:

PLOT NAME:

REV. DATE:

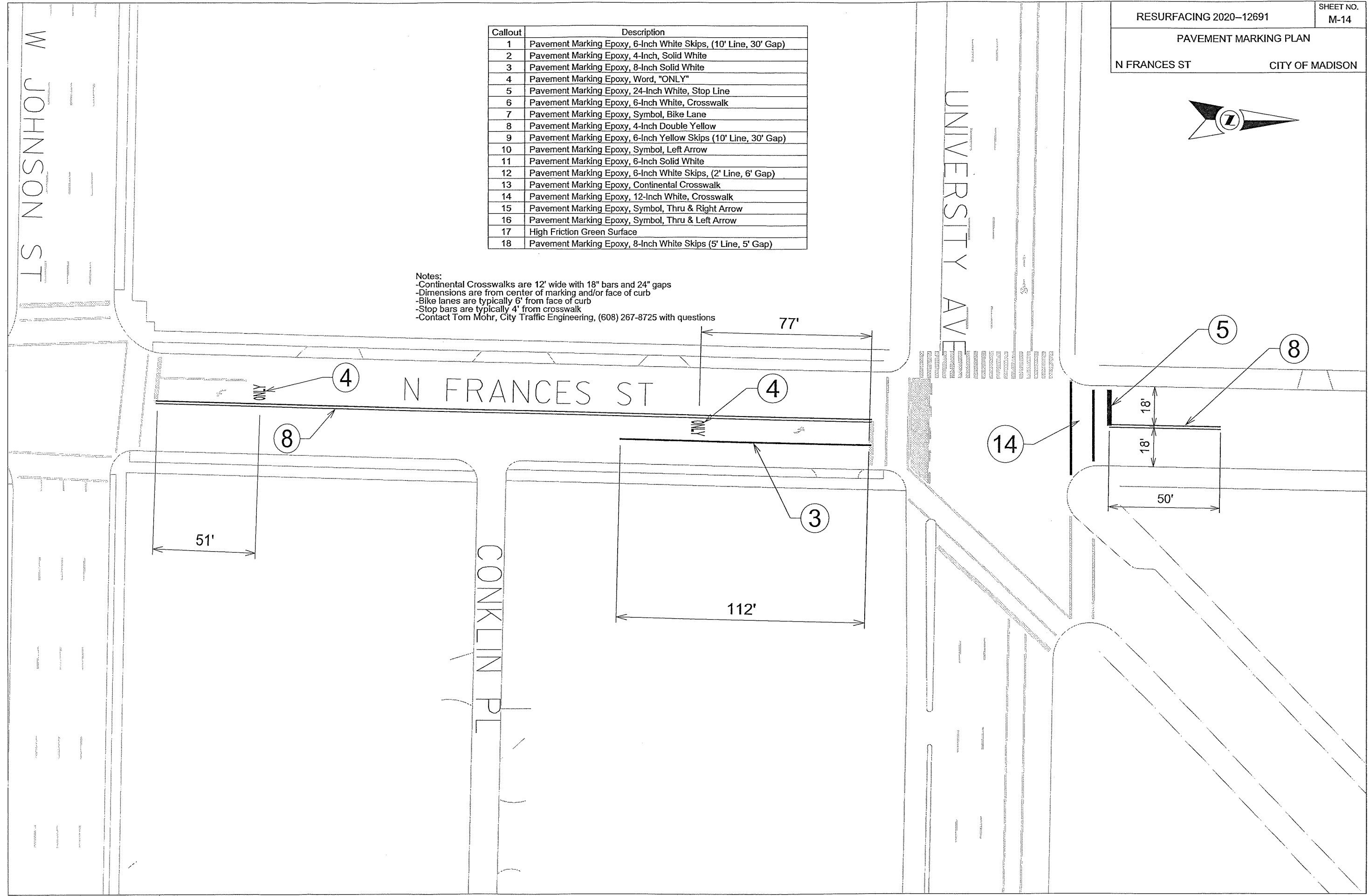
ORIGINATOR: CITY OF MADISON, TRAFFIC ENG. DIV.

PAVEMENT MARKING PLAN
N FRANCES ST CITY OF MADISON



Callout	Description
1	Pavement Marking Epoxy, 6-Inch White Skips, (10' Line, 30' Gap)
2	Pavement Marking Epoxy, 4-Inch, Solid White
3	Pavement Marking Epoxy, 8-Inch Solid White
4	Pavement Marking Epoxy, Word, "ONLY"
5	Pavement Marking Epoxy, 24-Inch White, Stop Line
6	Pavement Marking Epoxy, 6-Inch White, Crosswalk
7	Pavement Marking Epoxy, Symbol, Bike Lane
8	Pavement Marking Epoxy, 4-Inch Double Yellow
9	Pavement Marking Epoxy, 6-Inch Yellow Skips (10' Line, 30' Gap)
10	Pavement Marking Epoxy, Symbol, Left Arrow
11	Pavement Marking Epoxy, 6-Inch Solid White
12	Pavement Marking Epoxy, 6-Inch White Skips, (2' Line, 6' Gap)
13	Pavement Marking Epoxy, Continental Crosswalk
14	Pavement Marking Epoxy, 12-Inch White, Crosswalk
15	Pavement Marking Epoxy, Symbol, Thru & Right Arrow
16	Pavement Marking Epoxy, Symbol, Thru & Left Arrow
17	High Friction Green Surface
18	Pavement Marking Epoxy, 8-Inch White Skips (5' Line, 5' Gap)

Notes:
 -Continental Crosswalks are 12' wide with 18" bars and 24" gaps
 -Dimensions are from center of marking and/or face of curb
 -Bike lanes are typically 6' from face of curb
 -Stop bars are typically 4' from crosswalk
 -Contact Tom Mohr, City Traffic Engineering, (608) 267-8725 with questions



PLOT SCALE:

PLOT NAME:


REV. DATE:

ORIGINATOR: CITY OF MADISON, TRAFFIC ENG. DIV.

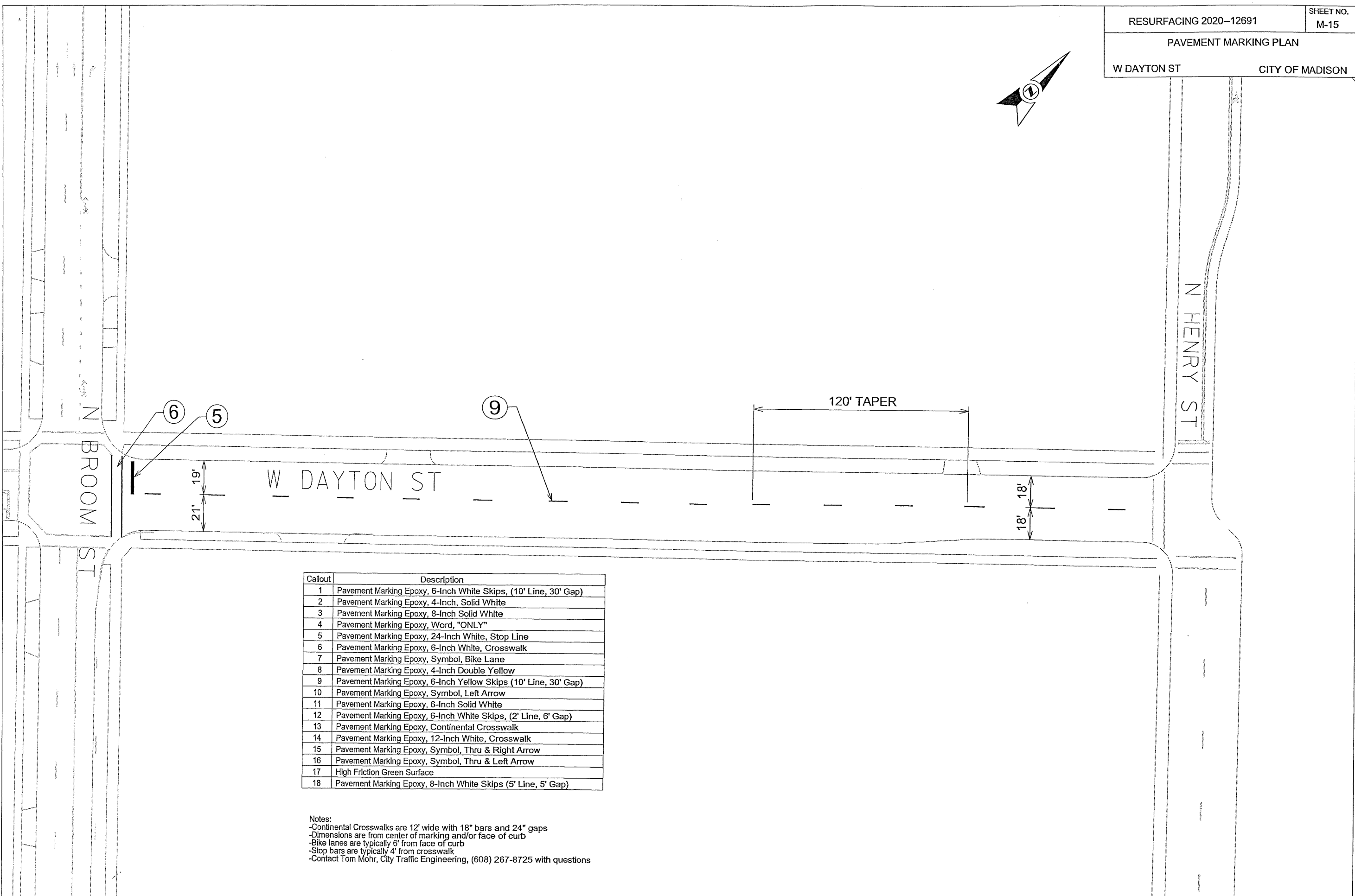
PAVEMENT MARKING PLAN

W DAYTON ST

CITY OF MADISON




PLOT SCALE:
 PLOT NAME:
 REV. DATE:
 ORIGINATOR: CITY OF MADISON, TRAFFIC ENG. DIV.



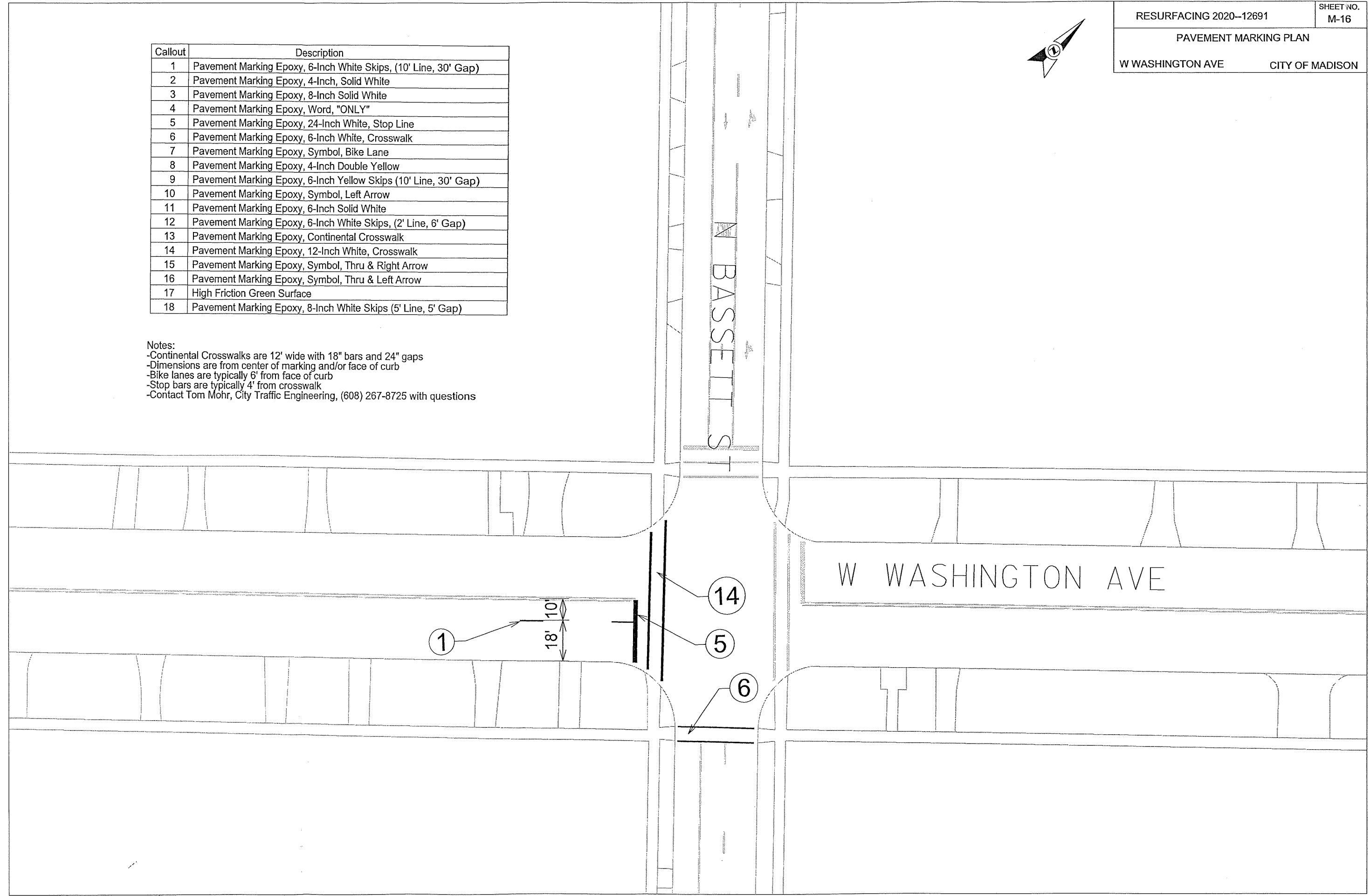
Callout	Description
1	Pavement Marking Epoxy, 6-Inch White Skips, (10' Line, 30' Gap)
2	Pavement Marking Epoxy, 4-Inch, Solid White
3	Pavement Marking Epoxy, 8-Inch Solid White
4	Pavement Marking Epoxy, Word, "ONLY"
5	Pavement Marking Epoxy, 24-Inch White, Stop Line
6	Pavement Marking Epoxy, 6-Inch White, Crosswalk
7	Pavement Marking Epoxy, Symbol, Bike Lane
8	Pavement Marking Epoxy, 4-Inch Double Yellow
9	Pavement Marking Epoxy, 6-Inch Yellow Skips (10' Line, 30' Gap)
10	Pavement Marking Epoxy, Symbol, Left Arrow
11	Pavement Marking Epoxy, 6-Inch Solid White
12	Pavement Marking Epoxy, 6-Inch White Skips, (2' Line, 6' Gap)
13	Pavement Marking Epoxy, Continental Crosswalk
14	Pavement Marking Epoxy, 12-Inch White, Crosswalk
15	Pavement Marking Epoxy, Symbol, Thru & Right Arrow
16	Pavement Marking Epoxy, Symbol, Thru & Left Arrow
17	High Friction Green Surface
18	Pavement Marking Epoxy, 8-Inch White Skips (5' Line, 5' Gap)

Notes:
 -Continental Crosswalks are 12' wide with 18" bars and 24" gaps
 -Dimensions are from center of marking and/or face of curb
 -Bike lanes are typically 6' from face of curb
 -Stop bars are typically 4' from crosswalk
 -Contact Tom Mohr, City Traffic Engineering, (608) 267-8725 with questions



Callout	Description
1	Pavement Marking Epoxy, 6-Inch White Skips, (10' Line, 30' Gap)
2	Pavement Marking Epoxy, 4-Inch, Solid White
3	Pavement Marking Epoxy, 8-Inch Solid White
4	Pavement Marking Epoxy, Word, "ONLY"
5	Pavement Marking Epoxy, 24-Inch White, Stop Line
6	Pavement Marking Epoxy, 6-Inch White, Crosswalk
7	Pavement Marking Epoxy, Symbol, Bike Lane
8	Pavement Marking Epoxy, 4-Inch Double Yellow
9	Pavement Marking Epoxy, 6-Inch Yellow Skips (10' Line, 30' Gap)
10	Pavement Marking Epoxy, Symbol, Left Arrow
11	Pavement Marking Epoxy, 6-Inch Solid White
12	Pavement Marking Epoxy, 6-Inch White Skips, (2' Line, 6' Gap)
13	Pavement Marking Epoxy, Continental Crosswalk
14	Pavement Marking Epoxy, 12-Inch White, Crosswalk
15	Pavement Marking Epoxy, Symbol, Thru & Right Arrow
16	Pavement Marking Epoxy, Symbol, Thru & Left Arrow
17	High Friction Green Surface
18	Pavement Marking Epoxy, 8-Inch White Skips (5' Line, 5' Gap)

Notes:
 -Continental Crosswalks are 12' wide with 18" bars and 24" gaps
 -Dimensions are from center of marking and/or face of curb
 -Bike lanes are typically 6' from face of curb
 -Stop bars are typically 4' from crosswalk
 -Contact Tom Mohr, City Traffic Engineering, (608) 267-8725 with questions



PLOT SCALE:

PLOT NAME:


REV. DATE:

ORIGINATOR: CITY OF MADISON, TRAFFIC ENG. DIV.

PAVEMENT MARKING PLAN

W WASHINGTON AVE

CITY OF MADISON



Callout	Description
1	Pavement Marking Epoxy, 6-Inch White Skips, (10' Line, 30' Gap)
2	Pavement Marking Epoxy, 4-Inch, Solid White
3	Pavement Marking Epoxy, 8-Inch Solid White
4	Pavement Marking Epoxy, Word, "ONLY"
5	Pavement Marking Epoxy, 24-Inch White, Stop Line
6	Pavement Marking Epoxy, 6-Inch White, Crosswalk
7	Pavement Marking Epoxy, Symbol, Bike Lane
8	Pavement Marking Epoxy, 4-Inch Double Yellow
9	Pavement Marking Epoxy, 6-Inch Yellow Skips (10' Line, 30' Gap)
10	Pavement Marking Epoxy, Symbol, Left Arrow
11	Pavement Marking Epoxy, 6-Inch Solid White
12	Pavement Marking Epoxy, 6-Inch White Skips, (2' Line, 6' Gap)
13	Pavement Marking Epoxy, Continental Crosswalk
14	Pavement Marking Epoxy, 12-Inch White, Crosswalk
15	Pavement Marking Epoxy, Symbol, Thru & Right Arrow
16	Pavement Marking Epoxy, Symbol, Thru & Left Arrow
17	High Friction Green Surface
18	Pavement Marking Epoxy, 8-Inch White Skips (5' Line, 5' Gap)

Notes:
 -Continental Crosswalks are 12' wide with 18" bars and 24" gaps
 -Dimensions are from center of marking and/or face of curb
 -Bike lanes are typically 6' from face of curb
 -Stop bars are typically 4' from crosswalk
 -Contact Tom Mohr, City Traffic Engineering, (608) 267-8725 with questions

N BROOM ST

MATCHLINE 17

MATCHLINE 17

W WASHINGTON AVE

9

8

3

11

7

12

55'

78'

PLOT SCALE:

PLOT NAME:

REV. DATE:

ORIGINATOR: CITY OF MADISON, TRAFFIC ENG. DIV.

PAVEMENT MARKING PLAN

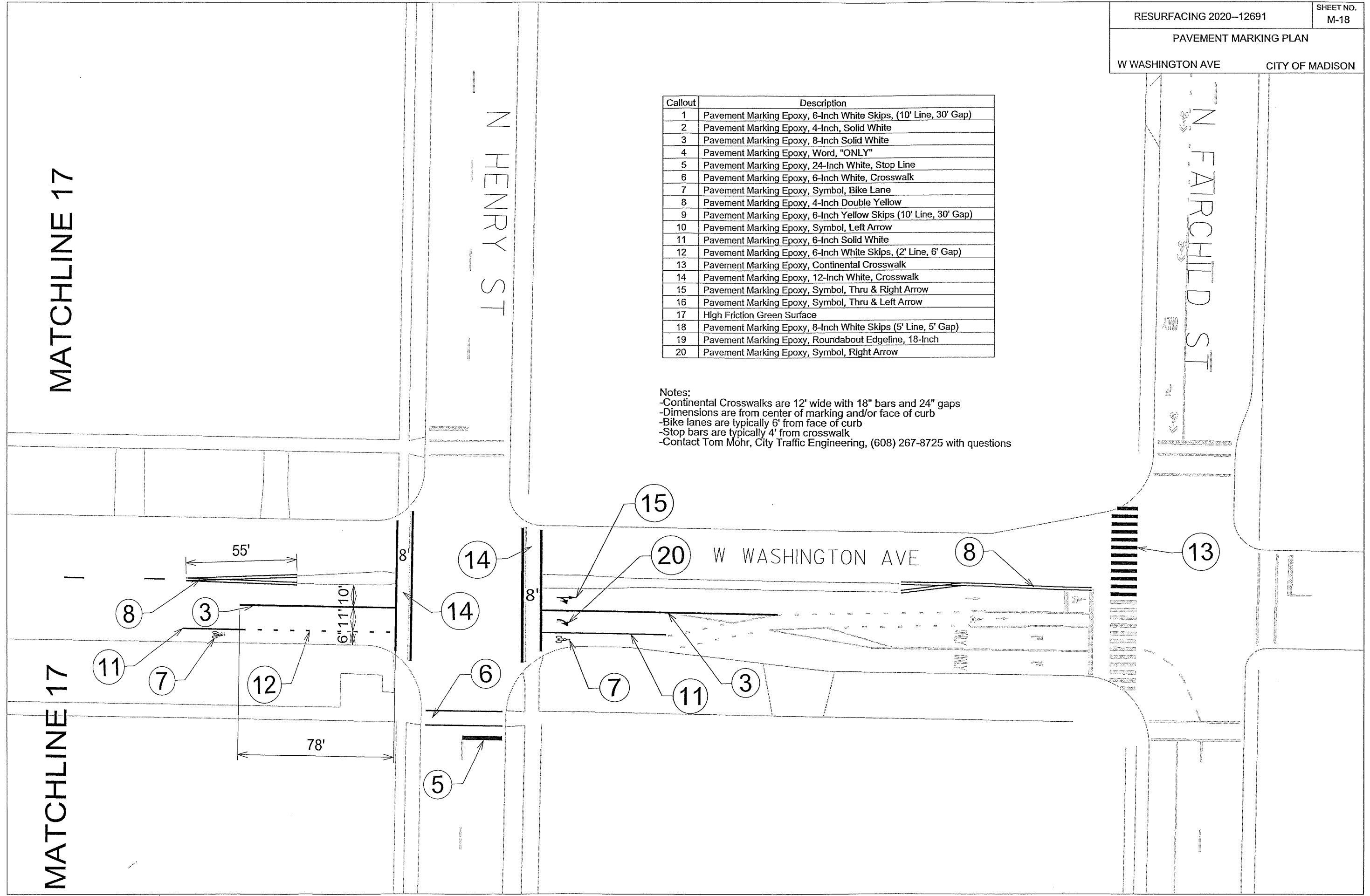
W WASHINGTON AVE

CITY OF MADISON

Callout	Description
1	Pavement Marking Epoxy, 6-Inch White Skips, (10' Line, 30' Gap)
2	Pavement Marking Epoxy, 4-Inch, Solid White
3	Pavement Marking Epoxy, 8-Inch Solid White
4	Pavement Marking Epoxy, Word, "ONLY"
5	Pavement Marking Epoxy, 24-Inch White, Stop Line
6	Pavement Marking Epoxy, 6-Inch White, Crosswalk
7	Pavement Marking Epoxy, Symbol, Bike Lane
8	Pavement Marking Epoxy, 4-Inch Double Yellow
9	Pavement Marking Epoxy, 6-Inch Yellow Skips (10' Line, 30' Gap)
10	Pavement Marking Epoxy, Symbol, Left Arrow
11	Pavement Marking Epoxy, 6-Inch Solid White
12	Pavement Marking Epoxy, 6-Inch White Skips, (2' Line, 6' Gap)
13	Pavement Marking Epoxy, Continental Crosswalk
14	Pavement Marking Epoxy, 12-Inch White, Crosswalk
15	Pavement Marking Epoxy, Symbol, Thru & Right Arrow
16	Pavement Marking Epoxy, Symbol, Thru & Left Arrow
17	High Friction Green Surface
18	Pavement Marking Epoxy, 8-Inch White Skips (5' Line, 5' Gap)
19	Pavement Marking Epoxy, Roundabout Edgeline, 18-Inch
20	Pavement Marking Epoxy, Symbol, Right Arrow

Notes:

- Continental Crosswalks are 12' wide with 18" bars and 24" gaps
- Dimensions are from center of marking and/or face of curb
- Bike lanes are typically 6' from face of curb
- Stop bars are typically 4' from crosswalk
- Contact Tom Mohr, City Traffic Engineering, (608) 267-8725 with questions



PLOT SCALE:

PLOT NAME:

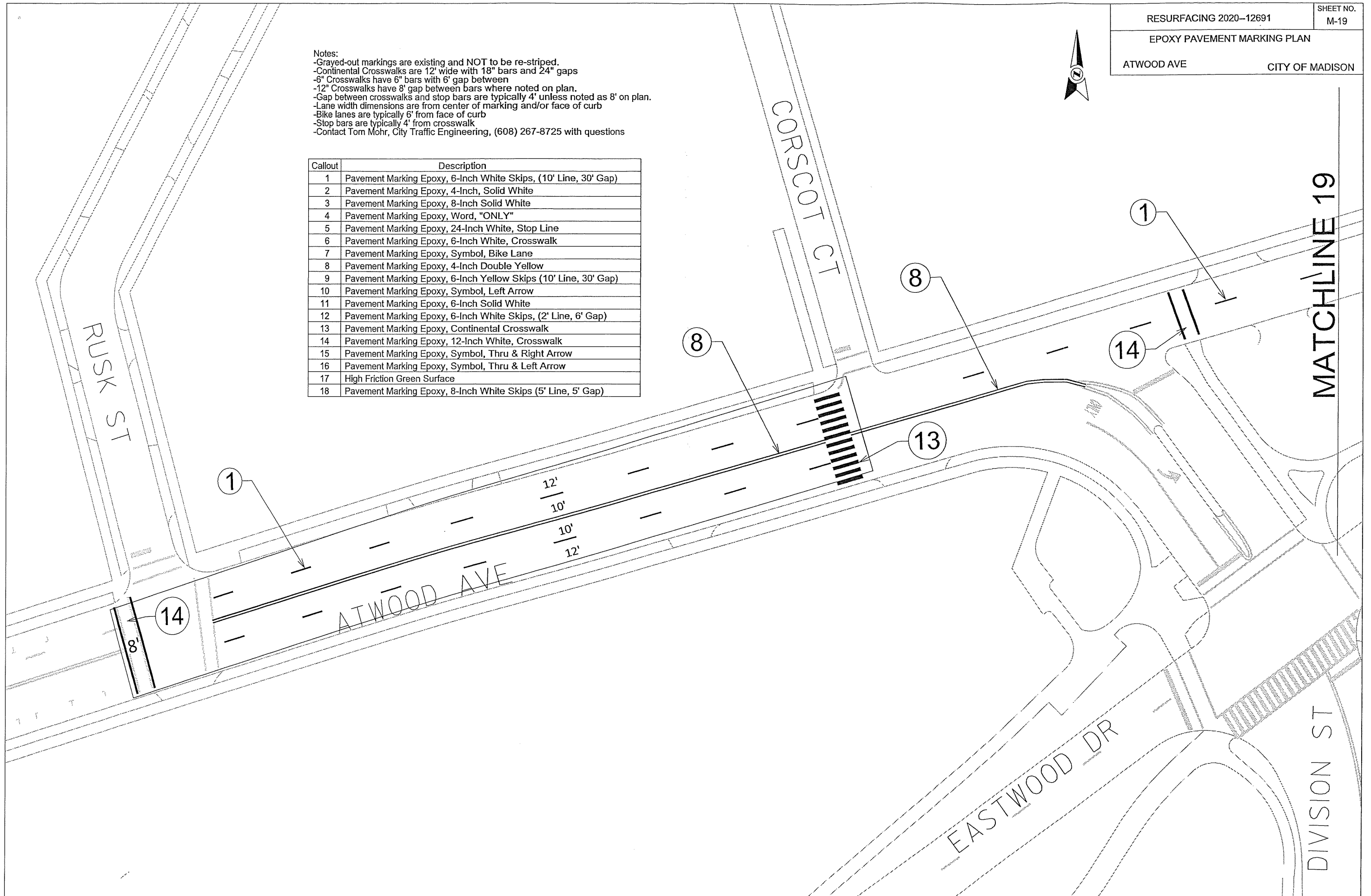
REV. DATE:

ORIGINATOR: CITY OF MADISON, TRAFFIC ENG. DIV.



- Notes:
- Grayed-out markings are existing and NOT to be re-stripped.
 - Continental Crosswalks are 12' wide with 18" bars and 24" gaps
 - 6" Crosswalks have 6" bars with 6" gap between
 - 12" Crosswalks have 8" gap between bars where noted on plan.
 - Gap between crosswalks and stop bars are typically 4' unless noted as 8' on plan.
 - Lane width dimensions are from center of marking and/or face of curb
 - Bike lanes are typically 6' from face of curb
 - Stop bars are typically 4' from crosswalk
 - Contact Tom Mohr, City Traffic Engineering, (608) 267-8725 with questions

Callout	Description
1	Pavement Marking Epoxy, 6-Inch White Skips, (10' Line, 30' Gap)
2	Pavement Marking Epoxy, 4-Inch, Solid White
3	Pavement Marking Epoxy, 8-Inch Solid White
4	Pavement Marking Epoxy, Word, "ONLY"
5	Pavement Marking Epoxy, 24-Inch White, Stop Line
6	Pavement Marking Epoxy, 6-Inch White, Crosswalk
7	Pavement Marking Epoxy, Symbol, Bike Lane
8	Pavement Marking Epoxy, 4-Inch Double Yellow
9	Pavement Marking Epoxy, 6-Inch Yellow Skips (10' Line, 30' Gap)
10	Pavement Marking Epoxy, Symbol, Left Arrow
11	Pavement Marking Epoxy, 6-Inch Solid White
12	Pavement Marking Epoxy, 6-Inch White Skips, (2' Line, 6' Gap)
13	Pavement Marking Epoxy, Continental Crosswalk
14	Pavement Marking Epoxy, 12-Inch White, Crosswalk
15	Pavement Marking Epoxy, Symbol, Thru & Right Arrow
16	Pavement Marking Epoxy, Symbol, Thru & Left Arrow
17	High Friction Green Surface
18	Pavement Marking Epoxy, 8-Inch White Skips (5' Line, 5' Gap)



MATCHLINE 19

PLOT SCALE:

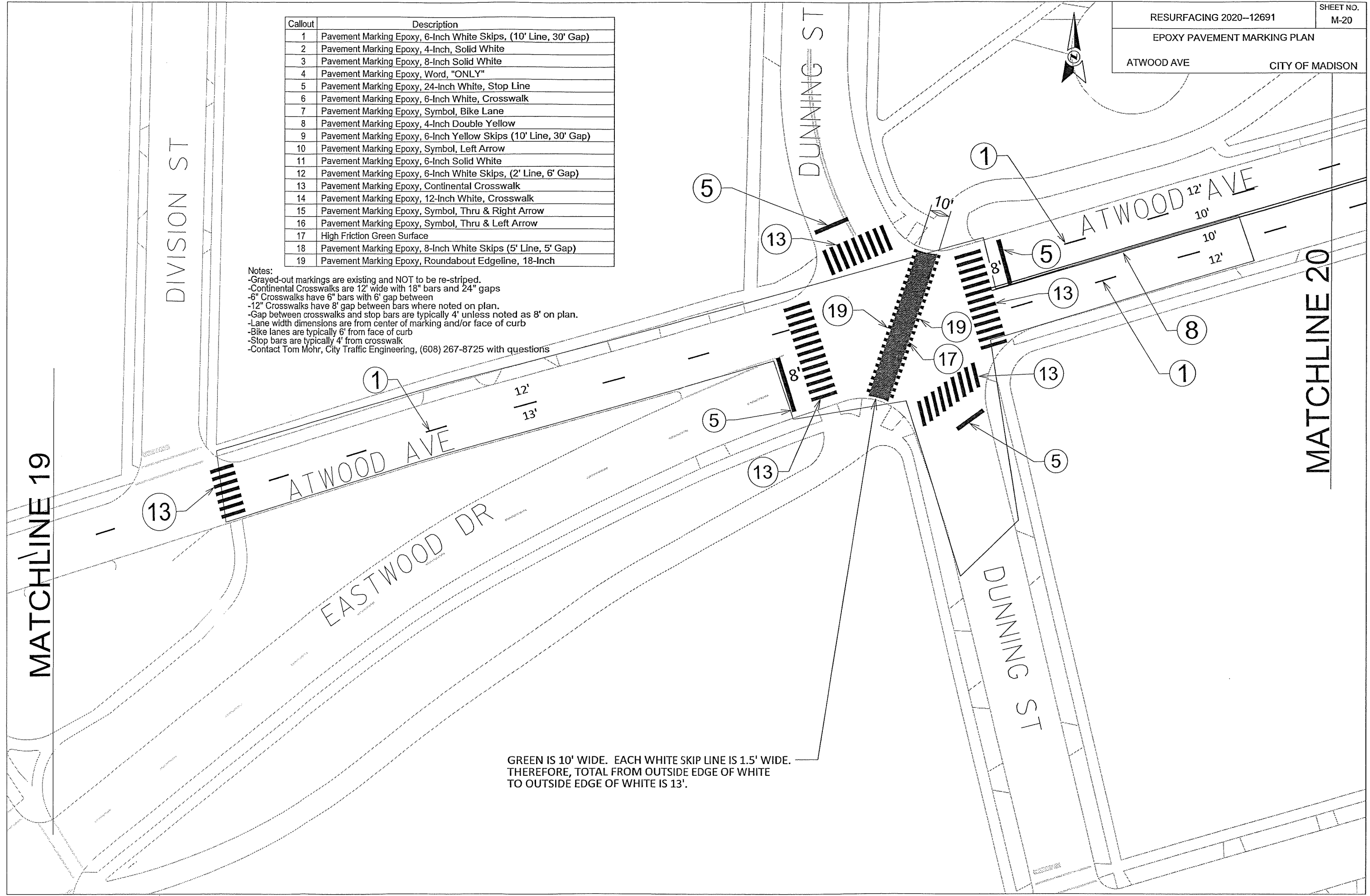
PLOT NAME:

REV. DATE:

ORIGINATOR: CITY OF MADISON, TRAFFIC ENG. DIV.

Callout	Description
1	Pavement Marking Epoxy, 6-Inch White Skips, (10' Line, 30' Gap)
2	Pavement Marking Epoxy, 4-Inch, Solid White
3	Pavement Marking Epoxy, 8-Inch Solid White
4	Pavement Marking Epoxy, Word, "ONLY"
5	Pavement Marking Epoxy, 24-Inch White, Stop Line
6	Pavement Marking Epoxy, 6-Inch White, Crosswalk
7	Pavement Marking Epoxy, Symbol, Bike Lane
8	Pavement Marking Epoxy, 4-Inch Double Yellow
9	Pavement Marking Epoxy, 6-Inch Yellow Skips (10' Line, 30' Gap)
10	Pavement Marking Epoxy, Symbol, Left Arrow
11	Pavement Marking Epoxy, 6-Inch Solid White
12	Pavement Marking Epoxy, 6-Inch White Skips, (2' Line, 6' Gap)
13	Pavement Marking Epoxy, Continental Crosswalk
14	Pavement Marking Epoxy, 12-Inch White, Crosswalk
15	Pavement Marking Epoxy, Symbol, Thru & Right Arrow
16	Pavement Marking Epoxy, Symbol, Thru & Left Arrow
17	High Friction Green Surface
18	Pavement Marking Epoxy, 8-Inch White Skips (5' Line, 5' Gap)
19	Pavement Marking Epoxy, Roundabout Edgeline, 18-Inch

Notes:
 -Grayed-out markings are existing and NOT to be re-stripped.
 -Continental Crosswalks are 12' wide with 18" bars and 24" gaps
 -6" Crosswalks have 6" bars with 6" gap between
 -12" Crosswalks have 8" gap between bars where noted on plan.
 -Gap between crosswalks and stop bars are typically 4' unless noted as 8' on plan.
 -Lane width dimensions are from center of marking and/or face of curb
 -Bike lanes are typically 6' from face of curb
 -Stop bars are typically 4' from crosswalk
 -Contact Tom Mohr, City Traffic Engineering, (608) 267-8725 with questions



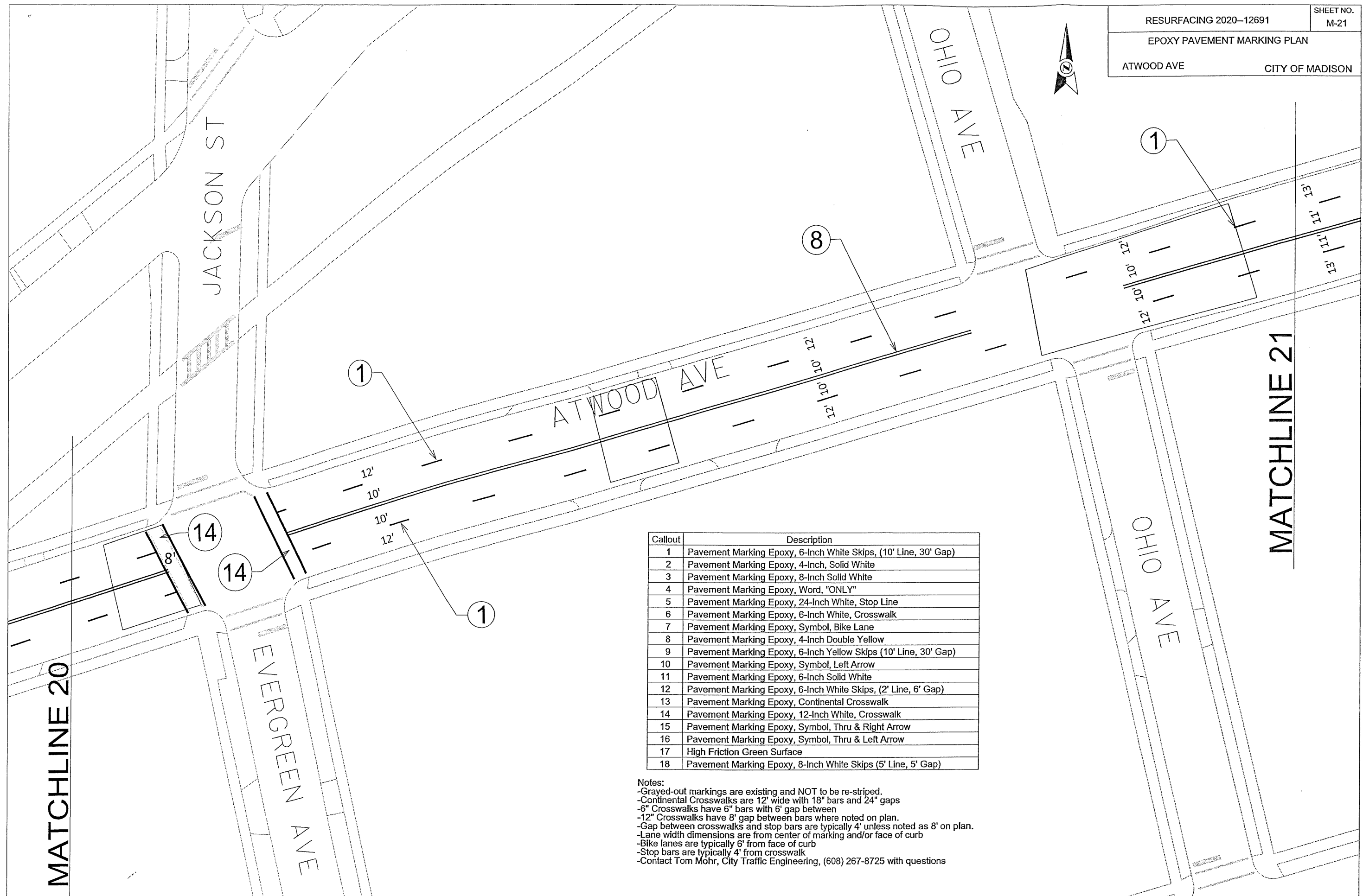
GREEN IS 10' WIDE. EACH WHITE SKIP LINE IS 1.5' WIDE.
 THEREFORE, TOTAL FROM OUTSIDE EDGE OF WHITE
 TO OUTSIDE EDGE OF WHITE IS 13'.

PLOT SCALE:

PLOT NAME:

REV. DATE:

ORIGINATOR: CITY OF MADISON, TRAFFIC ENG. DIV.



Callout	Description
1	Pavement Marking Epoxy, 6-Inch White Skips, (10' Line, 30' Gap)
2	Pavement Marking Epoxy, 4-Inch, Solid White
3	Pavement Marking Epoxy, 8-Inch Solid White
4	Pavement Marking Epoxy, Word, "ONLY"
5	Pavement Marking Epoxy, 24-Inch White, Stop Line
6	Pavement Marking Epoxy, 6-Inch White, Crosswalk
7	Pavement Marking Epoxy, Symbol, Bike Lane
8	Pavement Marking Epoxy, 4-Inch Double Yellow
9	Pavement Marking Epoxy, 6-Inch Yellow Skips (10' Line, 30' Gap)
10	Pavement Marking Epoxy, Symbol, Left Arrow
11	Pavement Marking Epoxy, 6-Inch Solid White
12	Pavement Marking Epoxy, 6-Inch White Skips, (2' Line, 6' Gap)
13	Pavement Marking Epoxy, Continental Crosswalk
14	Pavement Marking Epoxy, 12-Inch White, Crosswalk
15	Pavement Marking Epoxy, Symbol, Thru & Right Arrow
16	Pavement Marking Epoxy, Symbol, Thru & Left Arrow
17	High Friction Green Surface
18	Pavement Marking Epoxy, 8-Inch White Skips (5' Line, 5' Gap)

Notes:
 -Grayed-out markings are existing and NOT to be re-stripped.
 -Continental Crosswalks are 12' wide with 18" bars and 24" gaps
 -6" Crosswalks have 6" bars with 6' gap between
 -12" Crosswalks have 8" gap between bars where noted on plan.
 -Gap between crosswalks and stop bars are typically 4' unless noted as 8' on plan.
 -Lane width dimensions are from center of marking and/or face of curb
 -Bike lanes are typically 6' from face of curb
 -Stop bars are typically 4' from crosswalk
 -Contact Tom Mohr, City Traffic Engineering, (608) 267-8725 with questions

PLOT SCALE:
 PLOT NAME:
 REV. DATE:
 ORIGINATOR: CITY OF MADISON, TRAFFIC ENG. DIV.

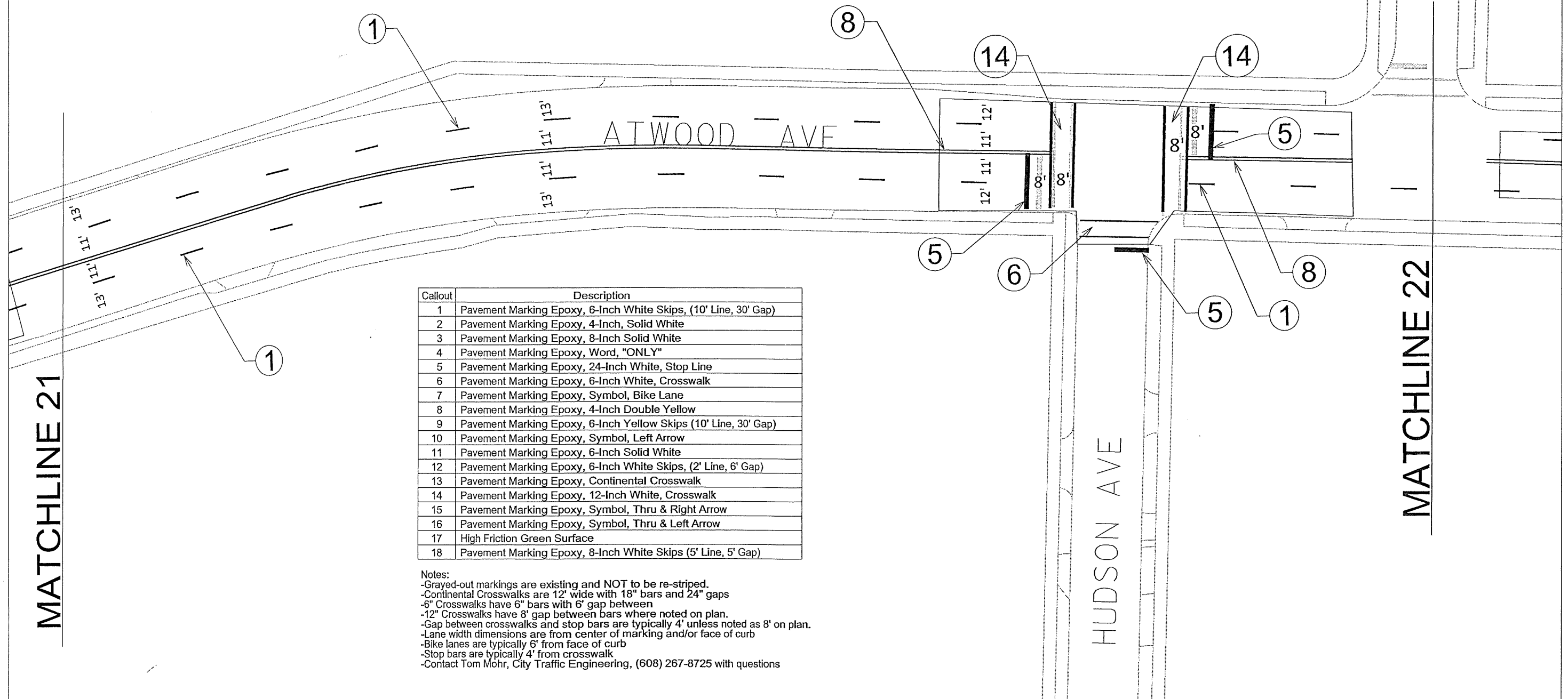


PLOT SCALE:

PLOT NAME:

REV. DATE:

ORIGINATOR: CITY OF MADISON, TRAFFIC ENG. DIV.



Callout	Description
1	Pavement Marking Epoxy, 6-Inch White Skips, (10' Line, 30' Gap)
2	Pavement Marking Epoxy, 4-Inch, Solid White
3	Pavement Marking Epoxy, 8-Inch Solid White
4	Pavement Marking Epoxy, Word, "ONLY"
5	Pavement Marking Epoxy, 24-Inch White, Stop Line
6	Pavement Marking Epoxy, 6-Inch White, Crosswalk
7	Pavement Marking Epoxy, Symbol, Bike Lane
8	Pavement Marking Epoxy, 4-Inch Double Yellow
9	Pavement Marking Epoxy, 6-Inch Yellow Skips (10' Line, 30' Gap)
10	Pavement Marking Epoxy, Symbol, Left Arrow
11	Pavement Marking Epoxy, 6-Inch Solid White
12	Pavement Marking Epoxy, 6-Inch White Skips, (2' Line, 6' Gap)
13	Pavement Marking Epoxy, Continental Crosswalk
14	Pavement Marking Epoxy, 12-Inch White, Crosswalk
15	Pavement Marking Epoxy, Symbol, Thru & Right Arrow
16	Pavement Marking Epoxy, Symbol, Thru & Left Arrow
17	High Friction Green Surface
18	Pavement Marking Epoxy, 8-Inch White Skips (5' Line, 5' Gap)

Notes:
 -Grayed-out markings are existing and NOT to be re-stripped.
 -Continental Crosswalks are 12' wide with 18" bars and 24" gaps
 -6" Crosswalks have 6" bars with 6' gap between
 -12" Crosswalks have 8' gap between bars where noted on plan.
 -Gap between crosswalks and stop bars are typically 4' unless noted as 8' on plan.
 -Lane width dimensions are from center of marking and/or face of curb
 -Bike lanes are typically 6' from face of curb
 -Stop bars are typically 4' from crosswalk
 -Contact Tom Mohr, City Traffic Engineering, (608) 267-8725 with questions

MATCHLINE 21

MATCHLINE 22

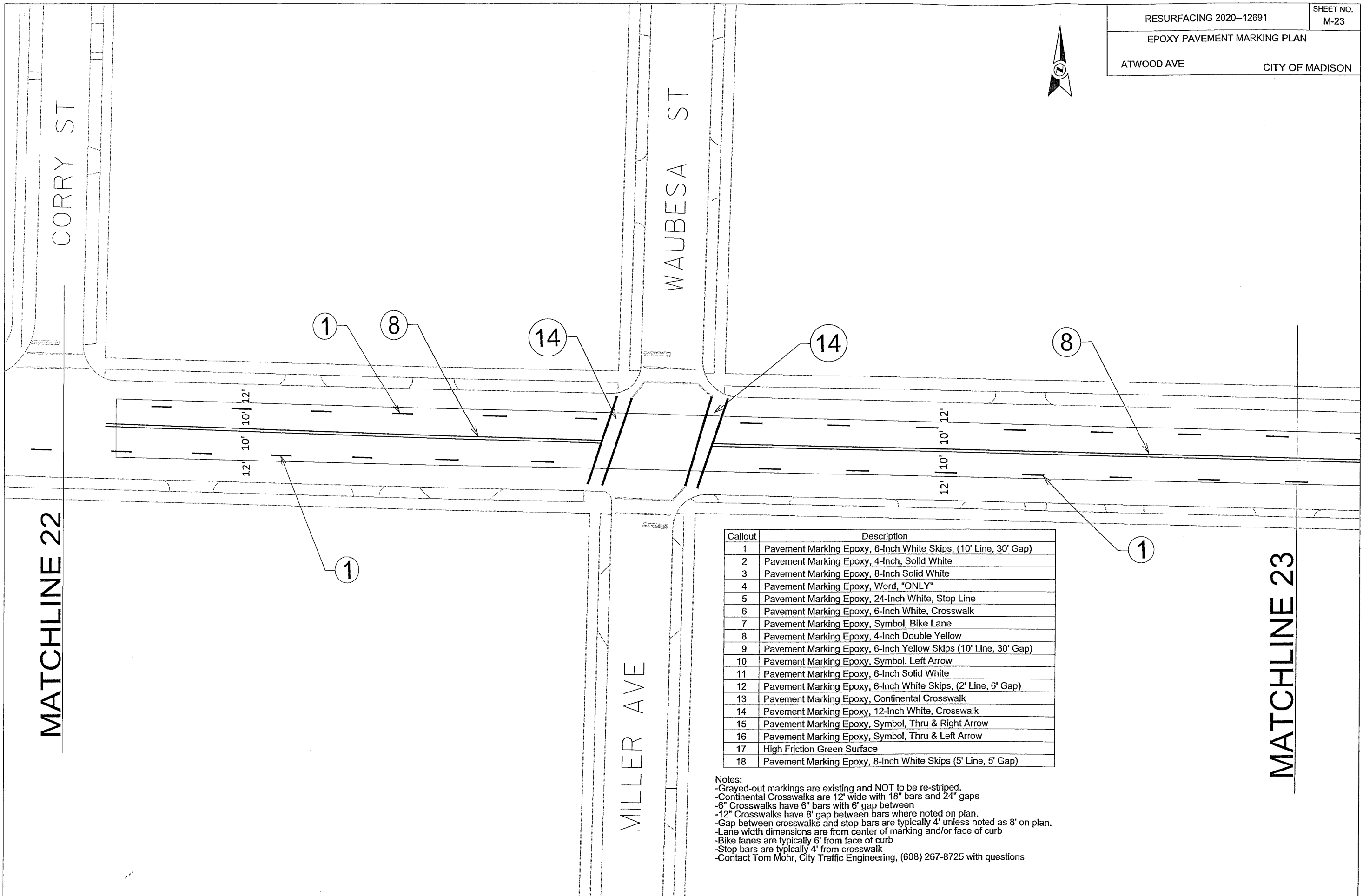


PLOT SCALE:

PLOT NAME:

REV. DATE:

ORIGINATOR: CITY OF MADISON, TRAFFIC ENG. DIV.



Callout	Description
1	Pavement Marking Epoxy, 6-Inch White Skips, (10' Line, 30' Gap)
2	Pavement Marking Epoxy, 4-Inch, Solid White
3	Pavement Marking Epoxy, 8-Inch Solid White
4	Pavement Marking Epoxy, Word, "ONLY"
5	Pavement Marking Epoxy, 24-Inch White, Stop Line
6	Pavement Marking Epoxy, 6-Inch White, Crosswalk
7	Pavement Marking Epoxy, Symbol, Bike Lane
8	Pavement Marking Epoxy, 4-Inch Double Yellow
9	Pavement Marking Epoxy, 6-Inch Yellow Skips (10' Line, 30' Gap)
10	Pavement Marking Epoxy, Symbol, Left Arrow
11	Pavement Marking Epoxy, 6-Inch Solid White
12	Pavement Marking Epoxy, 6-Inch White Skips, (2' Line, 6' Gap)
13	Pavement Marking Epoxy, Continental Crosswalk
14	Pavement Marking Epoxy, 12-Inch White, Crosswalk
15	Pavement Marking Epoxy, Symbol, Thru & Right Arrow
16	Pavement Marking Epoxy, Symbol, Thru & Left Arrow
17	High Friction Green Surface
18	Pavement Marking Epoxy, 8-Inch White Skips (5' Line, 5' Gap)

Notes:
 -Grayed-out markings are existing and NOT to be re-stripped.
 -Continental Crosswalks are 12' wide with 18" bars and 24" gaps
 -6" Crosswalks have 6" bars with 6' gap between
 -12" Crosswalks have 8' gap between bars where noted on plan.
 -Gap between crosswalks and stop bars are typically 4' unless noted as 8' on plan.
 -Lane width dimensions are from center of marking and/or face of curb
 -Bike lanes are typically 6' from face of curb
 -Stop bars are typically 4' from crosswalk
 -Contact Tom Mohr, City Traffic Engineering, (608) 267-8725 with questions



S MARQUETTE ST

S FAIR OAKS AVE

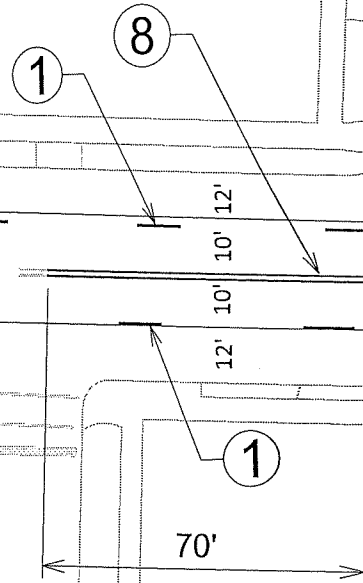
ATWOOD AVE

ATWOOD AVE

MAPLE AVE

MATCHLINE 23

ELMSIDE BLVD



Callout	Description
1	Pavement Marking Epoxy, 6-Inch White Skips, (10' Line, 30' Gap)
2	Pavement Marking Epoxy, 4-Inch, Solid White
3	Pavement Marking Epoxy, 8-Inch Solid White
4	Pavement Marking Epoxy, Word, "ONLY"
5	Pavement Marking Epoxy, 24-Inch White, Stop Line
6	Pavement Marking Epoxy, 6-Inch White, Crosswalk
7	Pavement Marking Epoxy, Symbol, Bike Lane
8	Pavement Marking Epoxy, 4-Inch Double Yellow
9	Pavement Marking Epoxy, 6-Inch Yellow Skips (10' Line, 30' Gap)
10	Pavement Marking Epoxy, Symbol, Left Arrow
11	Pavement Marking Epoxy, 6-Inch Solid White
12	Pavement Marking Epoxy, 6-Inch White Skips, (2' Line, 6' Gap)
13	Pavement Marking Epoxy, Continental Crosswalk
14	Pavement Marking Epoxy, 12-Inch White, Crosswalk
15	Pavement Marking Epoxy, Symbol, Thru & Right Arrow
16	Pavement Marking Epoxy, Symbol, Thru & Left Arrow
17	High Friction Green Surface
18	Pavement Marking Epoxy, 8-Inch White Skips (5' Line, 5' Gap)

Notes:

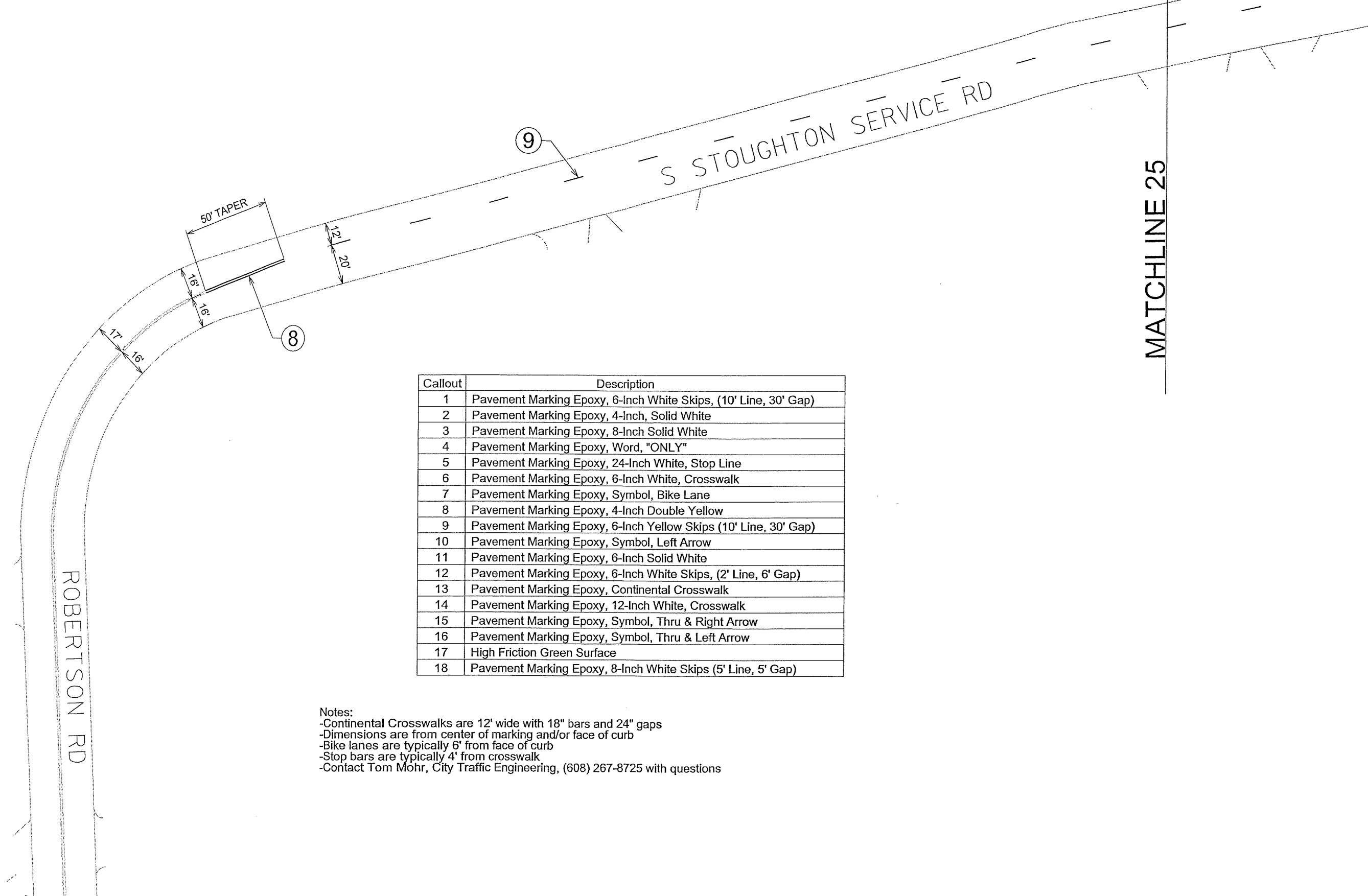
- Grayed-out markings are existing and NOT to be re-stripped.
- Continental Crosswalks are 12' wide with 18" bars and 24" gaps
- 6" Crosswalks have 6" bars with 6' gap between
- 12" Crosswalks have 8' gap between bars where noted on plan.
- Gap between crosswalks and stop bars are typically 4' unless noted as 8' on plan.
- Lane width dimensions are from center of marking and/or face of curb
- Bike lanes are typically 6' from face of curb
- Stop bars are typically 4' from crosswalk
- Contact Tom Mohr, City Traffic Engineering, (608) 267-8725 with questions

PLOT SCALE:

PLOT NAME:

REV. DATE:

ORIGINATOR: CITY OF MADISON, TRAFFIC ENG. DIV.



Callout	Description
1	Pavement Marking Epoxy, 6-Inch White Skips, (10' Line, 30' Gap)
2	Pavement Marking Epoxy, 4-Inch, Solid White
3	Pavement Marking Epoxy, 8-Inch Solid White
4	Pavement Marking Epoxy, Word, "ONLY"
5	Pavement Marking Epoxy, 24-Inch White, Stop Line
6	Pavement Marking Epoxy, 6-Inch White, Crosswalk
7	Pavement Marking Epoxy, Symbol, Bike Lane
8	Pavement Marking Epoxy, 4-Inch Double Yellow
9	Pavement Marking Epoxy, 6-Inch Yellow Skips (10' Line, 30' Gap)
10	Pavement Marking Epoxy, Symbol, Left Arrow
11	Pavement Marking Epoxy, 6-Inch Solid White
12	Pavement Marking Epoxy, 6-Inch White Skips, (2' Line, 6' Gap)
13	Pavement Marking Epoxy, Continental Crosswalk
14	Pavement Marking Epoxy, 12-Inch White, Crosswalk
15	Pavement Marking Epoxy, Symbol, Thru & Right Arrow
16	Pavement Marking Epoxy, Symbol, Thru & Left Arrow
17	High Friction Green Surface
18	Pavement Marking Epoxy, 8-Inch White Skips (5' Line, 5' Gap)

Notes:
 -Continental Crosswalks are 12' wide with 18" bars and 24" gaps
 -Dimensions are from center of marking and/or face of curb
 -Bike lanes are typically 6' from face of curb
 -Stop bars are typically 4' from crosswalk
 -Contact Tom Mohr, City Traffic Engineering, (608) 267-8725 with questions

PLOT SCALE:
 PLOT NAME:
 REV. DATE:
 ORIGINATOR: CITY OF MADISON, TRAFFIC ENG. DIV.



PLOT SCALE:

PLOT NAME:

REV. DATE:

ORIGINATOR: CITY OF MADISON, TRAFFIC ENG. DIV.

MATCHLINE 25

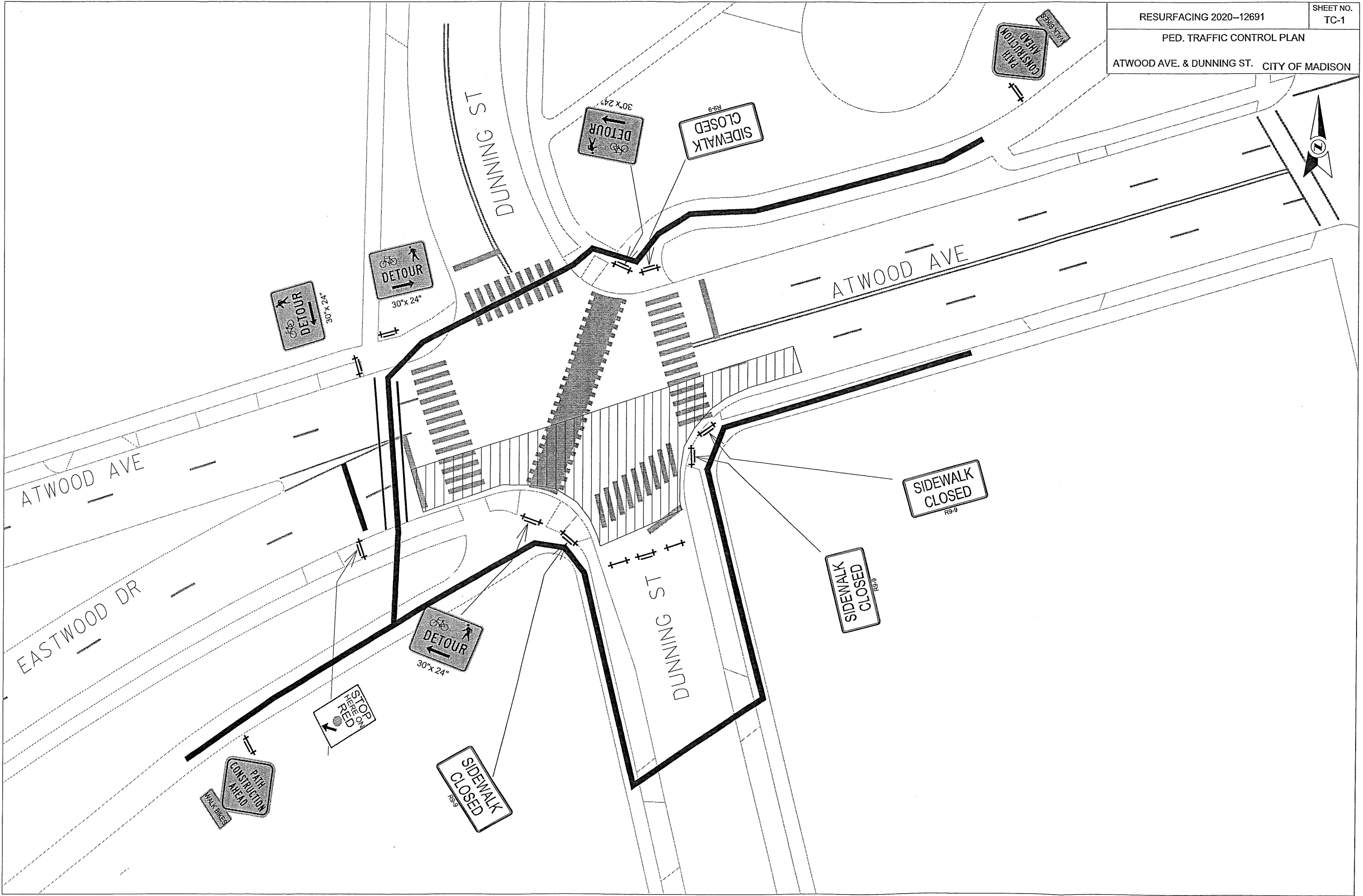
MATCHLINE 25

S STOUGHTON SERVICE RD

PORTLAND PKWY

Callout	Description
1	Pavement Marking Epoxy, 6-Inch White Skips, (10' Line, 30' Gap)
2	Pavement Marking Epoxy, 4-Inch, Solid White
3	Pavement Marking Epoxy, 8-Inch Solid White
4	Pavement Marking Epoxy, Word, "ONLY"
5	Pavement Marking Epoxy, 24-Inch White, Stop Line
6	Pavement Marking Epoxy, 6-Inch White, Crosswalk
7	Pavement Marking Epoxy, Symbol, Bike Lane
8	Pavement Marking Epoxy, 4-Inch Double Yellow
9	Pavement Marking Epoxy, 6-Inch Yellow Skips (10' Line, 30' Gap)
10	Pavement Marking Epoxy, Symbol, Left Arrow
11	Pavement Marking Epoxy, 6-Inch Solid White
12	Pavement Marking Epoxy, 6-Inch White Skips, (2' Line, 6' Gap)
13	Pavement Marking Epoxy, Continental Crosswalk
14	Pavement Marking Epoxy, 12-Inch White, Crosswalk
15	Pavement Marking Epoxy, Symbol, Thru & Right Arrow
16	Pavement Marking Epoxy, Symbol, Thru & Left Arrow
17	High Friction Green Surface
18	Pavement Marking Epoxy, 8-Inch White Skips (5' Line, 5' Gap)

Notes:
 -Continental Crosswalks are 12' wide with 18" bars and 24" gaps
 -Dimensions are from center of marking and/or face of curb
 -Bike lanes are typically 6' from face of curb
 -Stop bars are typically 4' from crosswalk
 -Contact Tom Mohr, City Traffic Engineering, (608) 267-8725 with questions



PLOT SCALE:

PLOT NAME:

REV. DATE:

ORIGINATOR: CITY OF MADISON, TRAFFIC ENG. DIV.

LEGEND

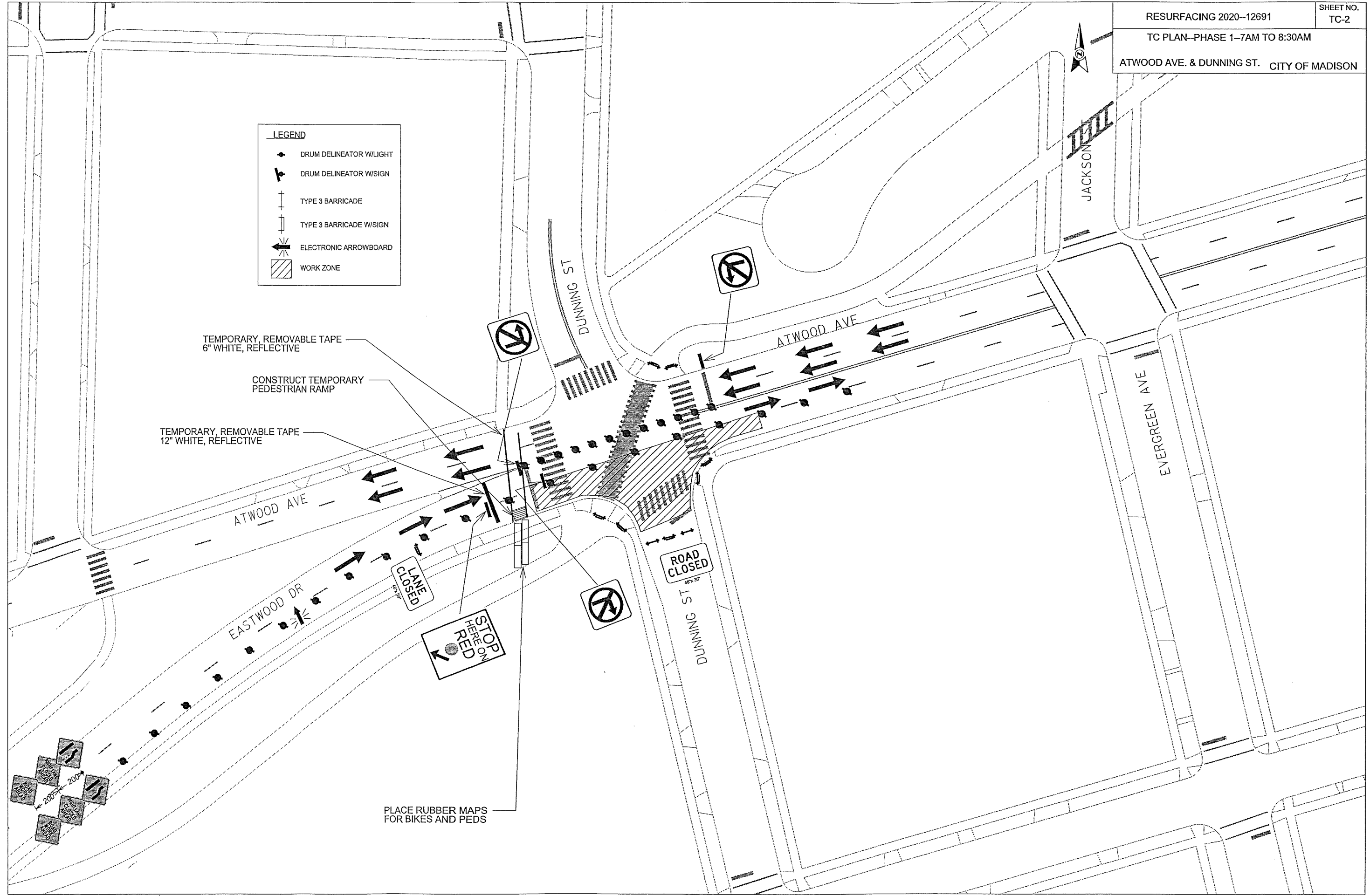
- DRUM DELINEATOR W/LIGHT
- DRUM DELINEATOR W/SIGN
- TYPE 3 BARRICADE
- TYPE 3 BARRICADE W/SIGN
- ELECTRONIC ARROWBOARD
- WORK ZONE

TEMPORARY, REMOVABLE TAPE
6" WHITE, REFLECTIVE

CONSTRUCT TEMPORARY
PEDESTRIAN RAMP

TEMPORARY, REMOVABLE TAPE
12" WHITE, REFLECTIVE

PLACE RUBBER MATS
FOR BIKES AND PEDS



PLOT SCALE:

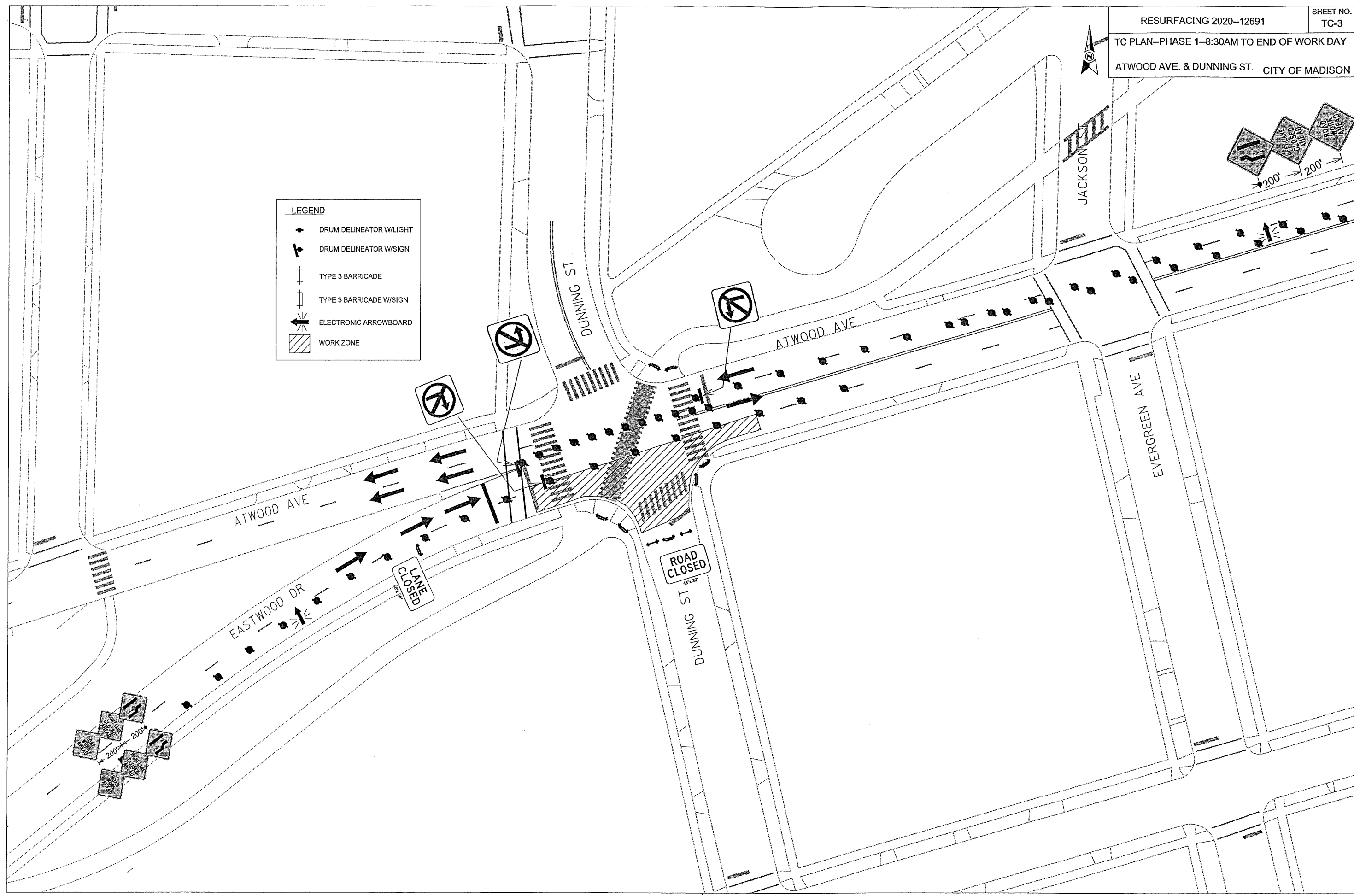
PLOT NAME:

REV. DATE:

ORIGINATOR: CITY OF MADISON, TRAFFIC ENG. DIV.







LEGEND

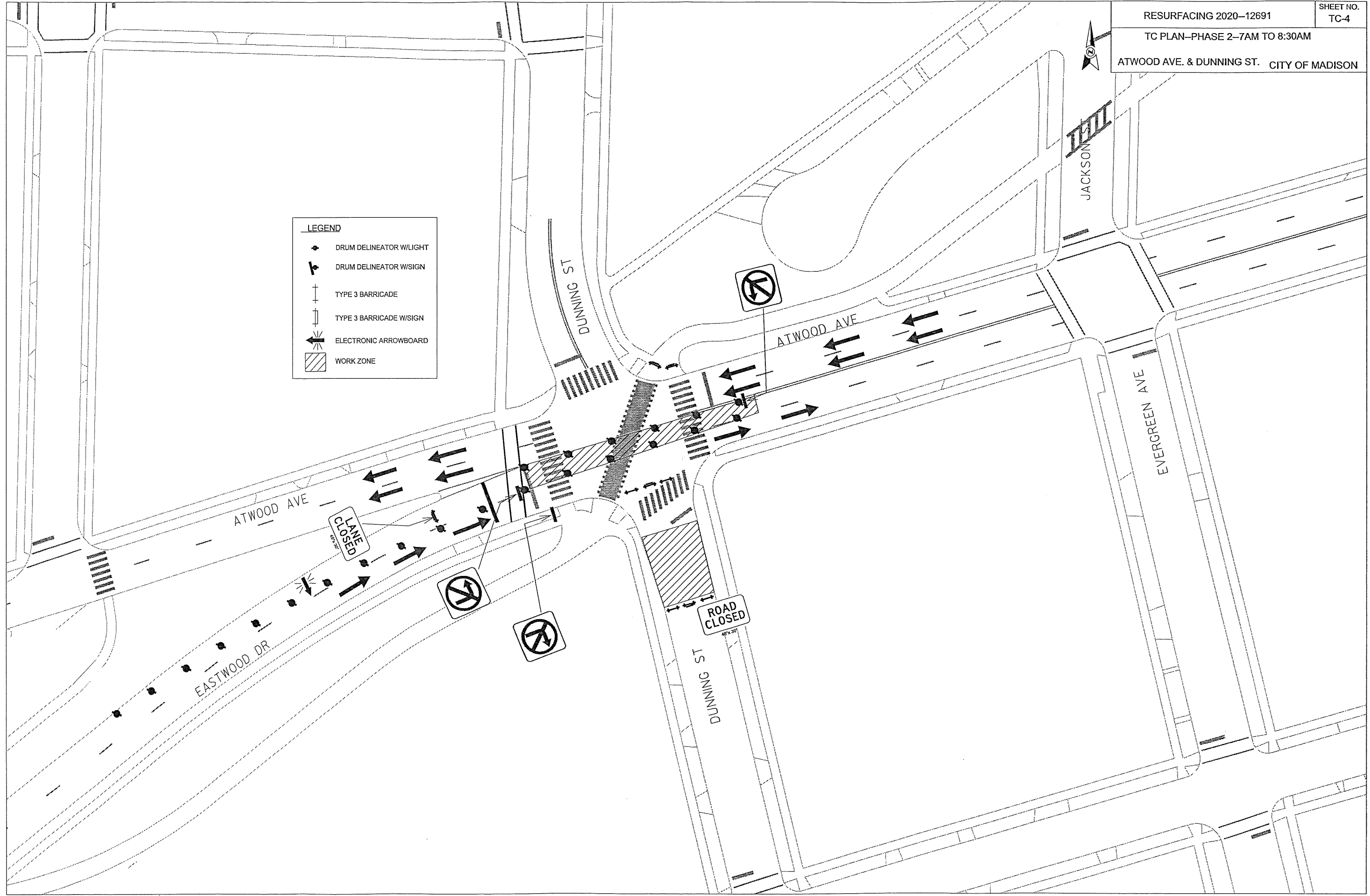
- DRUM DELINEATOR W/LIGHT
- ◀ DRUM DELINEATOR W/SIGN
- ⊥ TYPE 3 BARRICADE
- ⊥ TYPE 3 BARRICADE W/SIGN
- ↔ ELECTRONIC ARROWBOARD
- ▨ WORK ZONE



PLOT SCALE:
 PLOT NAME:
 REV. DATE:
 ORIGINATOR: CITY OF MADISON, TRAFFIC ENG. DIV.

LEGEND

-  DRUM DELINEATOR W/LIGHT
-  DRUM DELINEATOR W/SIGN
-  TYPE 3 BARRICADE
-  TYPE 3 BARRICADE W/SIGN
-  ELECTRONIC ARROWBOARD
-  WORK ZONE



PLOT SCALE:

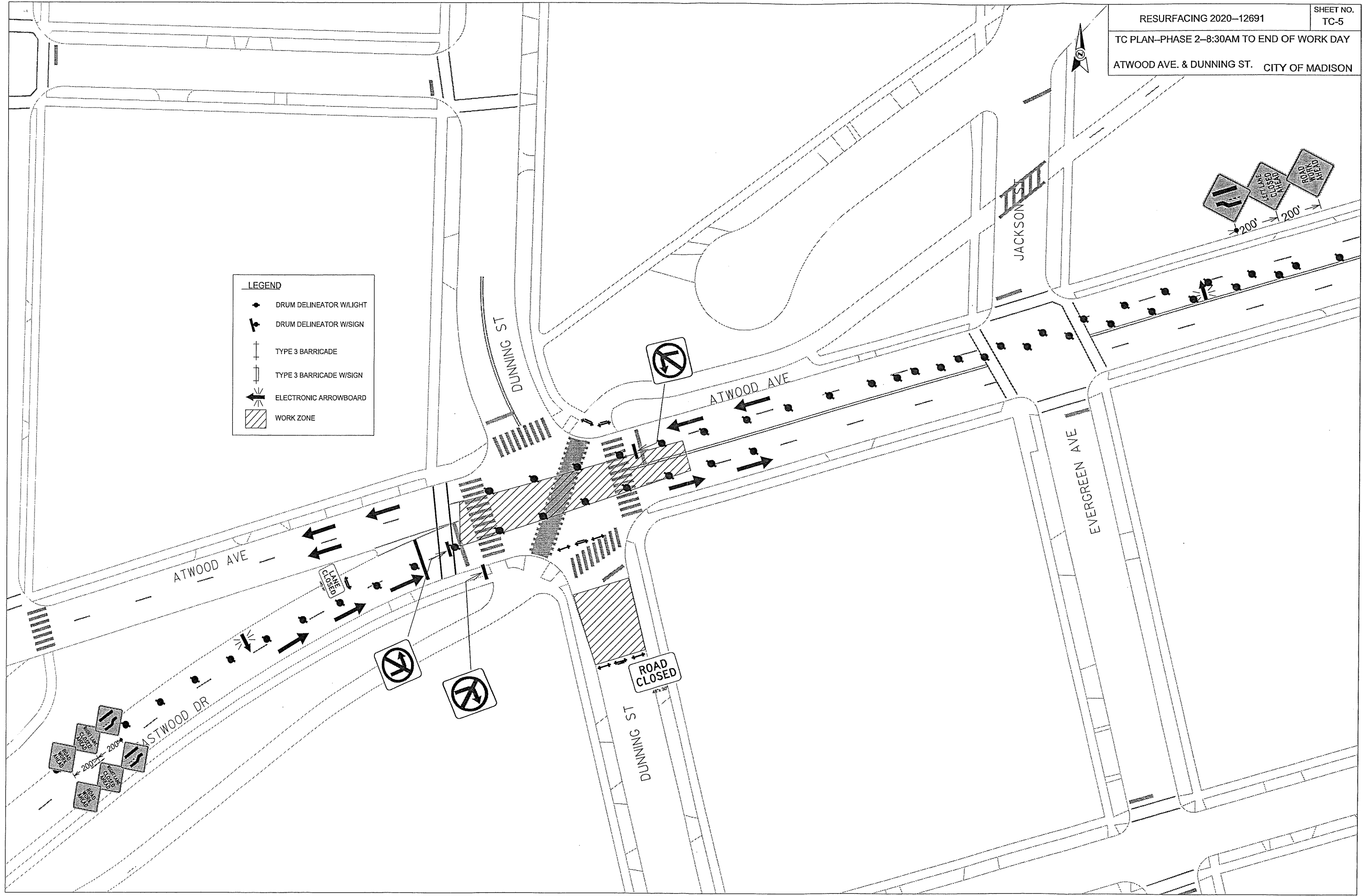
PLOT NAME:

REV. DATE:

ORIGINATOR: CITY OF MADISON, TRAFFIC ENG. DIV.

LEGEND

- DRUM DELINEATOR W/LIGHT
- ◀ DRUM DELINEATOR W/SIGN
- ⊥ TYPE 3 BARRICADE
- ⊥ TYPE 3 BARRICADE W/SIGN
- ↔ ELECTRONIC ARROWBOARD
- ▨ WORK ZONE



PLOT SCALE:

PLOT NAME:

REV. DATE:


ORIGINATOR: CITY OF MADISON, TRAFFIC ENG. DIV.

SECTION E: BIDDERS ACKNOWLEDGEMENT

**RESURFACING 2020 - ASPHALT PAVEMENT PULVERIZING, MILLING & PAVING
CONTRACT NO. 8491**


Bidder must state a Unit Price and Total Bid for each item. The Total Bid for each item must be the product of quantity, by Unit Price. The Grand Total must be the sum of the Total Bids for the various items. In case of multiplication errors or addition errors, the Grand Total with corrected multiplication and/or addition shall determine the Grand Total bid for each contract. The Unit Price and Total Bid must be entered numerically in the spaces provided. All words and numbers shall be written in ink.

1. The undersigned having familiarized himself/herself with the Contract documents, including Advertisement for Bids, Instructions to Bidders, Form of Proposal, City of Madison Standard Specifications for Public Works Construction - 2020 Edition thereto, Form of Agreement, Form of Bond, and Addenda issued and attached to the plans and specifications on file in the office of the City Engineer, hereby proposes to provide and furnish all the labor, materials, tools, and expendable equipment necessary to perform and complete in a workmanlike manner the specified construction on this project for the City of Madison; all in accordance with the plans and specifications as prepared by the City Engineer, including Addenda Nos. N/A through _____ to the Contract, at the prices for said work as contained in this proposal. (Electronic bids submittals shall acknowledge addendum under Section E and shall not acknowledge here)
2. If awarded the Contract, we will initiate action within seven (7) days after notification or in accordance with the date specified in the contract to begin work and will proceed with diligence to bring the project to full completion within the number of work days allowed in the Contract or by the calendar date stated in the Contract.
3. The undersigned Bidder or Contractor certifies that he/she is not a party to any contract, combination in form of trust or otherwise, or conspiracy in restraint of trade or commerce or any other violation of the anti-trust laws of the State of Wisconsin or of the United States, with respect to this bid or contract or otherwise.
4. I hereby certify that I have met the Bid Bond Requirements as specified in Section 102.5. (IF BID BOND IS USED, IT SHALL BE SUBMITTED ON THE FORMS PROVIDED BY THE CITY. FAILURE TO DO SO MAY RESULT IN REJECTION OF THE BID).
5. I hereby certify that all statements herein are made on behalf of Payne & Dolan, Inc. (name of corporation, partnership, or person submitting bid) a corporation organized and existing under the laws of the State of Wisconsin a partnership consisting of _____; an individual trading as _____; of the City of _____ State of _____; that I have examined and carefully prepared this Proposal, from the plans and specifications and have checked the same in detail before submitting this Proposal; that I have fully authority to make such statements and submit this Proposal in (its, their) behalf; and that the said statements are true and correct.

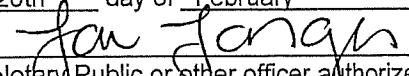


SIGNATURE Todd B Hughes
Vice President

TITLE, IF ANY



Sworn and subscribed to before me this
20th day of February, 2020.




(Notary Public or other officer authorized to administer oaths)
My Commission Expires 2/19/2023
Bidders shall not add any conditions or qualifying statements to this Proposal.

**CERTIFICATE OF CORPORATE RESOLUTION
PART OF THE MINUTES OF MEETING OF DIRECTORS**

RESOLVED, that Kurt Bechthold, Mark E. Filmanowicz, Todd B. Hughes, Steven D. Higgins, Charles E. Bechthold, Brian Endres, John C. Bartoszek, Diane Gadzalinski, Kelly Hetherington, Andrew Schmidt, David L. Bechthold, Raymond A. Postotnik, Brian Enders, Christopher Urech, Doug W. Buth, Tyler Winter, Christopher J. Winiecki, Carrie Van Vonderen, Sam Bilhorn, Jake Brucker and Emily Ayling shall have the authority to sign all contracts for and within the State of Wisconsin and on behalf of Payne and Dolan, Inc.

I, Mark E. Filmanowicz, do hereby certify that I am the duly elected and qualified Secretary and the custodian of the records of Payne and Dolan, Inc., a corporation organized and existing under and by virtue of the laws of the State of Wisconsin; that the foregoing is a true and correct copy of a certain resolution duly adopted at a meeting of the Board of Directors of said corporation convened and held in accordance with the law and the bylaws of said corporation on the 10th day of December 2019, and that such resolution is now in full force and effect,

IN WITNESS WHEREOF, I have signed my name this 20th day of February, 2020.


Mark E. Filmanowicz, Secretary

Contract 8491 – Payne & Dolan, Inc.

Section F: Best Value Contracting (BVC)

This section is a required document for the bid to be considered complete. There are two methods for completing the Best Value Contracting (BVC) form. Method one: The form can be filled out online and submitted to this site to be included with your electronic bid. Method two: The form can be downloaded from the site and submitted by hand to the City of Madison.

Method of Submittal for BVC (click in box below to choose) *

I will submit Bid Express fillable online form (BVC).

Best Value Contracting

1. The Contractor shall indicate the non-apprenticeable trades used on this contract.

2. Madison General Ordinance (M.G.O.), 33.07(7), does provide for some exemptions from the active apprentice requirement. Apprenticeable trades are those trades considered apprenticeable by the State of Wisconsin. Please check applicable box if you are seeking an exemption.

- Contractor has a total skilled workforce of four or less individuals in all apprenticeable trades combined.
- No available trade training program; The Contractor has been rejected by the only available trade training program, or there is no trade training program within 90 miles.
- Contractor is not using an apprentice due to having a journey worker on layoff status, provided the journey worker was employed by the contractor in the past six months.
- First time contractor on City of Madison Public Works contract requests a onetime exemption but intends to comply on all future contracts and is taking steps typical of a "good faith" effort.
- Contractor has been in business less than one year.
- Contractor doesn't have enough journeyman trade workers to qualify for a trade training program in that respective trade.
- An exemption is granted in accordance with a time period of a "Documented Depression" as defined by the State of Wisconsin.

3. The Contractor shall indicate on the following section which apprenticeable trades are to be used on this contract. Compliance with active apprenticeship, to the extent required by M.G.O. 33.07(7), shall be satisfied by documentation from an applicable trade training body; an apprenticeship contract with the Wisconsin Department of Workforce Development or a similar agency in another state; or the U.S Department of Labor. This documentation is required prior to the Contractor beginning work on the project site.

The Contractor has reviewed the list and shall not use any apprenticeable trades on this project.

LIST APPRENTICABLE TRADES (check all that apply to your work to be performed on this contract)

- BRICKLAYER
- CARPENTER
- CEMENT MASON / CONCRETE FINISHER
- CEMENT MASON (HEAVY HIGHWAY)
- CONSTRUCTION CRAFT LABORER
- DATA COMMUNICATION INSTALLER
- ELECTRICIAN
- ENVIRONMENTAL SYSTEMS TECHNICIAN / HVAC SERVICE TECH/HVAC INSTALL / SERVICE
- GLAZIER
- HEAVY EQUIPMENT OPERATOR / OPERATING ENGINEER
- INSULATION WORKER (HEAT and FROST)
- IRON WORKER
- IRON WORKER (ASSEMBLER, METAL BLDGS)
- PAINTER and DECORATOR
- PLASTERER
- PLUMBER
- RESIDENTIAL ELECTRICIAN
- ROOFER and WATER PROOFER
- SHEET METAL WORKER
- SPRINKLER FITTER
- STEAMFITTER
- STEAMFITTER (REFRIGERATION)
- STEAMFITTER (SERVICE)
- TAPER and FINISHER
- TELECOMMUNICATIONS (VOICE, DATA and VIDEO) INSTALLER-TECHNICIAN
- TILE SETTER

CONTRACT NO. 8491

Small Business Enterprise Compliance Report

This information may be submitted electronically through Bid Express or submitted with bid in sealed envelope.

Cover Sheet


Prime Bidder Information

Company:	Payne & Dolan, Inc.
Address:	6295 Lacy Road - Fitchburg, WI 53593
Telephone Number:	608-845-8900
Fax Number:	608-845-8884
Contact Person/Title:	Rocco Crivello - Project Manager / cell: 608-347-0980

Prime Bidder Certification

Name:	Sam Bilhorn
Title:	Area Manager
Company:	Payne & Dolan, Inc.


I certify that the information contained in this SBE Compliance Report is true and correct to the best of my knowledge and belief.



Witness Signature

2/20/2020

Date



Bidder's Signature

RESURFACING 2020 – ASPHALT PAVEMENT PULVERIZING, MILLING & PAVING

CONTRACT NO. 8491

Small Business Enterprise Compliance Report

Summary Sheet

SBE Subcontractors Who Are NOT Suppliers

Name(s) of SBEs Utilized	Type of Work	% of Total Bid Amount
Bullet Transit Company, Inc.	Trucking	2 %
CA Brumm Trucking, Inc.	Trucking	.50 %
Steven S. Brumm Trucking, Inc.	Trucking	.50 %
		%
		%
		%
		%
		%
		%
		%
		%
		%
		%
		%
		%
		%
Subtotal SBE who are NOT suppliers:		<u>3</u> %

SBE Subcontractors Who Are Suppliers

Name(s) of SBEs Utilized	Type of Work	% of Total Bid Amount
		%
		%
		%
		%
		%
		%
		%

Subtotal Contractors who are suppliers: _____ % x 0.6 = _____ % (discounted to 60%)

Total Percentage of SBE Utilization: 3 %.

RESURFACING 2020 - ASPHALT PAVEMENT PULVERIZING, MILLING & PAVING

CONTRACT NO. 8491

DATE: 2/20/20

Payne & Dolan, Inc.

Item	Quantity	Price	Extension
Section B: Proposal Page			
10701A - TRAFFIC CONTROL - GROUP A - LUMP SUM	1.00	\$250.00	\$250.00
10701B - TRAFFIC CONTROL - GROUP B - LUMP SUM	1.00	\$250.00	\$250.00
10701C - TRAFFIC CONTROL - GROUP C - LUMP SUM	1.00	\$250.00	\$250.00
10701D - TRAFFIC CONTROL - GROUP D - LUMP SUM	1.00	\$250.00	\$250.00
10701E - TRAFFIC CONTROL - GROUP E - LUMP SUM	1.00	\$250.00	\$250.00
10701F - TRAFFIC CONTROL - GROUP F - LUMP SUM	1.00	\$250.00	\$250.00
10701G - TRAFFIC CONTROL - GROUP G - LUMP SUM	1.00	\$250.00	\$250.00
10701H - TRAFFIC CONTROL - GROUP H - LUMP SUM	1.00	\$250.00	\$250.00
10701I - TRAFFIC CONTROL - GROUP I - LUMP SUM	1.00	\$250.00	\$250.00
10701R - TRAFFIC CONTROL - LOCAL STREET (undistributed) - EACH	1.00	\$1,000.00	\$1,000.00
10701S - TRAFFIC CONTROL - MAJOR STREET, two lanes (undistributed) - EACH	1.00	\$2,000.00	\$2,000.00
10701T - TRAFFIC CONTROL - MAJOR STREET, more than two lanes (undistributed) - EACH	1.00	\$2,000.00	\$2,000.00
10720.0 - TRAFFIC CONTROL SIGN - PORTABLE ARROW BOARD - DAYS	60.00	\$25.00	\$1,500.00
10721.0 - TRAFFIC CONTROL SIGN - PORTABLE CHANGEABLE MESSAGE - DAYS	50.00	\$65.00	\$3,250.00
10750.0 - RESET MONUMENT - EACH	2.00	\$500.00	\$1,000.00
10911A - MOBILIZATION - GROUP A - LUMP SUM	1.00	\$250.00	\$250.00
10911B - MOBILIZATION - GROUP B - LUMP SUM	1.00	\$250.00	\$250.00
10911C - MOBILIZATION - GROUP C - LUMP SUM	1.00	\$250.00	\$250.00
10911D - MOBILIZATION - GROUP D - LUMP SUM	1.00	\$250.00	\$250.00
10911E - MOBILIZATION - GROUP E - LUMP SUM	1.00	\$250.00	\$250.00
10911F - MOBILIZATION - GROUP F - LUMP SUM	1.00	\$250.00	\$250.00
10911G - MOBILIZATION - GROUP G - LUMP SUM	1.00	\$250.00	\$250.00
10911H - MOBILIZATION - GROUP H - LUMP SUM	1.00	\$250.00	\$250.00
10911I - MOBILIZATION - GROUP I - LUMP SUM	1.00	\$250.00	\$250.00
10911R - MOBILIZATION (undistributed) - EACH	1.00	\$1,000.00	\$1,000.00
20217.0 - CLEAR STONE - TON	100.00	\$19.00	\$1,900.00
20219.0 - BREAKER RUN - TON	8800.00	\$15.00	\$132,000.00
20301.0 - SAWCUT CONCRETE PAVEMENT, FULL DEPTH - LF	160.00	\$5.00	\$800.00
20303.0 - SAWCUT ASPHALT PAVEMENT - LF	100.00	\$2.50	\$250.00
20321.0 - REMOVE CONCRETE PAVEMENT - SY	425.00	\$11.00	\$4,675.00
21013.0 - STREET SWEEPING - LUMP SUM	1.00	\$2,500.00	\$2,500.00
21015.0 - STREET CONSTRUCTION STONE BERM - EACH	30.00	\$100.00	\$3,000.00
21017.0 - SILT SOCK (8 INCH) - COMPLETE - LF	120.00	\$4.00	\$480.00
40102.0 - CRUSHED AGGREGATE BASE COURSE GRADE NO.2 OR NO.3 - TON	200.00	\$15.00	\$3,000.00
40201.0 - HMA PAVEMENT 3 LT 58-28 S - TON	408.00	\$68.00	\$27,744.00
40202.0 - HMA PAVEMENT 4 LT 58-28 S - TON	8279.00	\$71.25	\$589,878.75
40203.0 - HMA PAVEMENT 3 MT 58-28 S - TON	1078.00	\$68.00	\$73,304.00
40204.0 - HMA PAVEMENT 4 MT 58-28 S - TON	10552.00	\$72.00	\$759,744.00
40205.0 - HMA PAVEMENT 4 MT 58-28 H - TON	517.00	\$77.00	\$39,809.00
40218.0 - TACK COAT - GAL	5406.00	\$2.00	\$10,812.00
40231.0 - ASPHALT DRIVE & TERRACE - RESURFACING - SY	300.00	\$30.00	\$9,000.00
40301.0 - FULL WIDTH GRINDING - SY	80104.00	\$1.00	\$80,104.00
40303.0 - WEDGE CUT GRINDING ASPHALT - SY	600.00	\$6.00	\$3,600.00
40304.0 - WEDGE CUT GRINDING CONCRETE - SY	100.00	\$6.00	\$600.00

RESURFACING 2020 - ASPHALT PAVEMENT PULVERIZING, MILLING & PAVING

CONTRACT NO. 8491

DATE: 2/20/20

Payne & Dolan, Inc.

Item	Quantity	Price	Extension
40308.0 - RAMPING SAS - EA	70.00	\$200.00	\$14,000.00
40311.0 - PULVERIZE AND SHAPE - SY	27268.00	\$4.10	\$111,798.80
40321.0 - UNDERCUT - CY	8055.00	\$12.00	\$96,660.00
40333.0 - BASE PATCH GRINDING, METHOD 3 - SY	4650.00	\$16.00	\$74,400.00
40335.0 - BASE PATCH GRINDING, METHOD 5 - SY	2430.00	\$22.00	\$53,460.00
40361.0 - SAS ADJUSTING RING - EACH	2.00	\$125.00	\$250.00
40362.0 - ADJUST ACCESS STRUCTURE CASTING, RESURFACING - EACH	8.00	\$500.00	\$4,000.00
40364.0 - ADJUST INLET CASTING, TYPE "H" - RESURFACING - EACH	6.00	\$500.00	\$3,000.00
40367.0 - ADJUST VALVE CASTING, METHOD #1 - RESURFACING - EACH	25.00	\$150.00	\$3,750.00
40369.0 - INSTALL ADJUSTABLE VALVE BOX RISER - EACH	25.00	\$100.00	\$2,500.00
40371.0 - REBUILD ACCESS STRUCTURE TOP - RESURFACING - EACH	2.00	\$1,500.00	\$3,000.00
40395.0 - REMOVE CONCRETE UTILITY PATCH - LF	100.00	\$12.00	\$1,200.00
60800.0 - PAVEMENT MARKING EPOXY, LINE, 4-INCH - LF	100.00	\$0.45	\$45.00
60801.0 - PAVEMENT MARKING EPOXY, DOUBLE LINE, 4-INCH - LF	5200.00	\$0.90	\$4,680.00
60802.0 - PAVEMENT MARKING EPOXY, LINE, 6-INCH - LF	19000.00	\$0.75	\$14,250.00
60803.0 - PAVEMENT MARKING EPOXY, LINE, 8-INCH - LF	3400.00	\$0.90	\$3,060.00
60806.0 - PAVEMENT MARKING EPOXY, RADIUS LINE, 6-INCH - LF	120.00	\$7.50	\$900.00
60810.0 - PAVEMENT MARKING EPOXY, DIAGONAL LINE, 8-INCH - LF	50.00	\$8.25	\$412.50
60812.0 - PAVEMENT MARKING EPOXY, CROSSWALK, 6-INCH - LF	1800.00	\$7.50	\$13,500.00
60814.0 - PAVEMENT MARKING EPOXY, CROSSWALK, 12-INCH - LF	1600.00	\$9.50	\$15,200.00
60816.0 - PAVEMENT MARKING EPOXY, CONTINENTAL CROSSWALK, 18-INCH - LF	1900.00	\$10.75	\$20,425.00
60817.0 - PAVEMENT MARKING EPOXY, ROUNDABOUT EDGELINE, 18-INCH - LF	70.00	\$10.75	\$752.50
60818.0 - PAVEMENT MARKING EPOXY, STOP LINE, 24-INCH - LF	540.00	\$12.50	\$6,750.00
60823.0 - PAVEMENT MARKING EPOXY, SYMBOL, BIKE LN - EACH	18.00	\$185.00	\$3,330.00
60829.0 - PAVEMENT MARKING EPOXY, SYMBOL, LEFT ARROW - EACH	5.00	\$225.00	\$1,125.00
60830.0 - PAVEMENT MARKING EPOXY, SYMBOL, RIGHT ARROW - EACH	1.00	\$225.00	\$225.00
60833.0 - PAVEMENT MARKING EPOXY, SYMBOL, STRAIGHT & RIGHT ARROW - EACH	1.00	\$350.00	\$350.00
60834.0 - PAVEMENT MARKING EPOXY, WORD, ONLY - EACH	4.00	\$325.00	\$1,300.00
60942.0 - TEMPORARY PAVEMENT MARKING TAPE, REMOVABLE, REFLECTIVE, LINE, 6-INCH - LF	100.00	\$5.00	\$500.00
60944.0 - TEMPORARY PAVEMENT MARKING TAPE, REMOVABLE, REFLECTIVE, LINE, 12-INCH - LF	25.00	\$10.00	\$250.00
90001.0 - FINISH GRADING - SY	2125.00	\$1.50	\$3,187.50
90002.0 - HIGH FRICTION COLORED PAVEMENT MARKING, MMA-GREEN - SF	650.00	\$12.00	\$7,800.00
90030.0 - RIGID FRAME INLET PROTECTION - COMPLETE - EACH	100.00	\$200.00	\$20,000.00
77 Items	Totals		\$2,245,512.05



Department of Public Works
Engineering Division
 Robert F. Phillips, P.E., City Engineer
 City-County Building, Room 115
 210 Martin Luther King, Jr. Boulevard
 Madison, Wisconsin 53703
 Phone: (608) 266-4751
 Fax: (608) 264-9275
engineering@cityofmadison.com
www.cityofmadison.com/engineering

Deputy City Engineer
 Gregory T. Fries, P.E.

Deputy Division Manager
 Kathleen M. Cryan

Principal Engineer 2
 Christopher J. Petykowski, P.E.
 John S. Fahmey, P.E.

Principal Engineer 1
 Christina M. Bachmann, P.E.
 Mark D. Moder, P.E.
 Janet Schmidt, P.E.
 James M. Wolfe, P.E.

Facilities & Sustainability
 Bryan Cooper, Principal Architect

Mapping Section Manager
 Eric T. Pederson, P.S.

Financial Manager
 Steven B. Danner-Rivers

BIENNIAL BID BOND

PAYNE & DOLAN, INC.
 (a corporation of the State of WI)
 (individual), (partnership), (hereinafter referred to as the "Principal") and
WESTERN SURETY COMPANY

a corporation of the State of SD (hereinafter referred to as the "Surety") and licensed to do business in the State of Wisconsin, are held and firmly bound unto the City of Madison, Wisconsin (hereinafter referred to as the "City"), in the sum equal to the individual proposal guaranty amounts of the total bid or bids of the Principal herein accepted by the City, for the payment of which the Principal and the Surety hereby jointly and severally bind ourselves, our heirs, executors, administrators, successors and assigns.

The condition of this obligation is that the Principal has submitted to the City certain bids for projects from the time period of February 1, 2020 through January 31, 2022.

If the Principal is awarded the contract(s) by the City and, within the time and manner required by law after the prescribed forms are presented for its signature, the Principal enters into (a) written contract(s) in accordance with the bid(s), and files with the City its bond(s) guaranteeing faithful performance and payment for all labor and materials, as required by law, or if the City rejects all bids for the work described, then this obligation shall be null and void; otherwise, it shall remain in full force and effect.

In the event the Principal shall fail to execute and deliver the contract(s) or the performance and payment bond(s), all within the time specified or any extension thereof, the Principal and Surety agree jointly and severally to pay to the City within ten (10) calendar days of written demand a total equal to the sum of the individual proposal guaranty amounts of the total bid(s) as liquidated damages.

The Surety, for value received, hereby agrees that the obligations of it and its bond shall be in no way impaired or affected by any extension of time within which the City may accept a bid, and the Surety does hereby waive notice of any such extension.

This bond may be terminated by the Surety upon giving thirty (30) days written notice to the City of its intent to terminate this bond and to be released and discharged therefrom, but such termination shall not operate to relieve or discharge the Surety from any liability already accrued or which shall accrue before the expiration of such thirty (30) day period.

IN WITNESS WHEREOF, the Principal and the Surety have hereunto set their hands and seals, and such of them as are corporations have caused their corporate seals to be hereto affixed and these presents to be signed by their proper officers, on the day and year set forth below.

PRINCIPAL

PAYNE & DOLAN, INC. 1/9/20
COMPANY NAME AFFIX SEAL DATE

By: [Signature]
SIGNATURE AND TITLE

SURETY

WESTERN SURETY COMPANY January 9, 2020
COMPANY NAME AFFIX SEAL DATE

By: [Signature]
SIGNATURE AND TITLE
Trudy A. Szalewski, Attorney In Fact

This certifies that I have been duly licensed as an agent for the Surety in Wisconsin under National Provider No. 6502661 for the year 2020 and appointed as attorney in fact with authority to execute this bid bond, which power of attorney has not been revoked.

January 9, 2020
DATE

[Signature]
AGENT SIGNATURE Trudy A. Szalewski

10700 Research Drive - #450
ADDRESS

Milwaukee, WI 53226
CITY, STATE AND ZIP CODE

414-225-5394
TELEPHONE NUMBER

Note to Surety and Principal: Any bid submitted which this bond guarantees may be rejected if the Power of Attorney form showing that the Agent of Surety is currently authorized to execute bonds on behalf of Surety is not attached to this bond.

Western Surety Company

POWER OF ATTORNEY APPOINTING INDIVIDUAL ATTORNEY-IN-FACT

Know All Men By These Presents, That WESTERN SURETY COMPANY, a South Dakota corporation, is a duly organized and existing corporation having its principal office in the City of Sioux Falls, and State of South Dakota, and that it does by virtue of the signature and seal herein affixed hereby make, constitute and appoint

**Kelly Cody, Roxanne Jensen, Christopher Hovden, Individually of Green Bay, Wisconsin
Trudy A. Szalewski, Christopher H. Kondrick, Brian Krause, Individually of Milwaukee, Wisconsin**

its true and lawful Attorney(s)-in-Fact with full power and authority hereby conferred to sign, seal and execute for and on its behalf bonds, undertakings and other obligatory instruments of similar nature

- In Unlimited Amounts -

and to bind it thereby as fully and to the same extent as if such instruments were signed by a duly authorized officer of the corporation and all the acts of said Attorney, pursuant to the authority hereby given, are hereby ratified and confirmed.

This Power of Attorney is made and executed pursuant to and by authority of the By-Law printed on the reverse hereof, duly adopted, as indicated, by the shareholders of the corporation.

In Witness Whereof, WESTERN SURETY COMPANY has caused these presents to be signed by its Vice President and its corporate seal to be hereto affixed on this 21st day of March, 2018.




WESTERN SURETY COMPANY

Paul T. Bruflat
Paul T. Bruflat, Vice President

State of South Dakota }
County of Minnehaha } ss

On this 21st day of March, 2018, before me personally came Paul T. Bruflat, to me known, who, being by me duly sworn, did depose and say: that he resides in the City of Sioux Falls, State of South Dakota; that he is the Vice President of WESTERN SURETY COMPANY described in and which executed the above instrument; that he knows the seal of said corporation; that the seal affixed to the said instrument is such corporate seal; that it was so affixed pursuant to authority given by the Board of Directors of said corporation and that he signed his name thereto pursuant to like authority, and acknowledges same to be the act and deed of said corporation.

My commission expires
June 23, 2021



J. Mohr
J. Mohr, Notary Public

CERTIFICATE

I, L. Nelson, Assistant Secretary of WESTERN SURETY COMPANY do hereby certify that the Power of Attorney hereinabove set forth is still in force, and further certify that the By-Law of the corporation printed on the reverse hereof is still in force. In testimony whereof I have hereunto subscribed my name and affixed the seal of the said corporation this 9th day of January 2020



WESTERN SURETY COMPANY

L. Nelson
L. Nelson, Assistant Secretary

Authorizing By-Law

ADOPTED BY THE SHAREHOLDERS OF WESTERN SURETY COMPANY

This Power of Attorney is made and executed pursuant to and by authority of the following By-Law duly adopted by the shareholders of the Company.

Section 7. All bonds, policies, undertakings, Powers of Attorney, or other obligations of the corporation shall be executed in the corporate name of the Company by the President, Secretary, and Assistant Secretary, Treasurer, or any Vice President, or by such other officers as the Board of Directors may authorize. The President, any Vice President, Secretary, any Assistant Secretary, or the Treasurer may appoint Attorneys in Fact or agents who shall have authority to issue bonds, policies, or undertakings in the name of the Company. The corporate seal is not necessary for the validity of any bonds, policies, undertakings, Powers of Attorney or other obligations of the corporation. The signature of any such officer and the corporate seal may be printed by facsimile.


CERTIFICATE OF BIENNIAL BID BOND

TIME PERIOD- VALID (FROM/TO) 2/1/2020 to 1/31/2022
NAME OF SURETY WESTERN SURETY COMPANY
NAME OF CONTRACTOR PAYNE & DOLAN, INC.
CERTIFICATE HOLDER City of Madison, Wisconsin

This is to certify that a biennial bid bond issued by the above-named Surety is currently on file with the City of Madison.

This certificate is issued as a matter of information and conveys no rights upon the certificate holder and does not amend, extend or alter the coverage of the biennial bid bond.

Cancellation: Should the above policy be cancelled before the expiration date, the issuing Surety will give thirty (30) days written notice to the certificate holder indicated above.



SIGNATURE OF AUTHORIZED CONTRACTOR REPRESENTATIVE

1/9/20

DATE

SECTION H: AGREEMENT

THIS AGREEMENT made this 18th day of March in the year Two Thousand and Twenty between PAYNE & DOLAN, INC. hereinafter called the Contractor, and the City of Madison, Wisconsin, hereinafter called the City.

WHEREAS, the Common Council of the said City of Madison under the provisions of a resolution adopted MARCH 17, 2020, and by virtue of authority vested in the said Council, has awarded to the Contractor the work of performing certain construction.

NOW, THEREFORE, the Contractor and the City, for the consideration hereinafter named, agree as follows:

1. **Scope of Work.** The Contractor shall, perform the construction, execution and completion of the following listed complete work or improvement in full compliance with the Plans, Specifications, Standard Specifications, Supplemental Specifications, Special Provisions and contract; perform all items of work covered or stipulated in the proposal; perform all altered or extra work; and shall furnish, unless otherwise provided in the contract, all materials, implements, machinery, equipment, tools, supplies, transportation, and labor necessary to the prosecution and completion of the work or improvements:

RESURFACING 2020 - ASPHALT PAVEMENT PULVERIZING, MILLING & PAVING CONTRACT NO. 8491

2. **Completion Date/Contract Time.** Construction work must begin within seven (7) calendar days after the date appearing on mailed written notice to do so shall have been sent to the Contractor and shall be carried on at a rate so as to secure full completion SEE SPECIAL PROVISIONS, the rate of progress and the time of completion being essential conditions of this Agreement.
3. **Contract Price.** The City shall pay to the Contractor at the times, in the manner and on the conditions set forth in said specifications, the sum of TWO MILLION TWO HUNDRED FORTY-FIVE THOUSAND FIVE HUNDRED TWELVE AND 05/100 (\$2,245,512.05) Dollars being the amount bid by such Contractor and which was awarded to him/her as provided by law.
4. **Affirmative Action.** In the performance of the services under this Agreement the Contractor agrees not to discriminate against any employee or applicant because of race, religion, marital status, age, color, sex, disability, national origin or ancestry, income level or source of income, arrest record or conviction record, less than honorable discharge, physical appearance, sexual orientation, gender identity, political beliefs, or student status. The Contractor further agrees not to discriminate against any subcontractor or person who offers to subcontract on this contract because of race, religion, color, age, disability, sex, sexual orientation, gender identity or national origin.

The Contractor agrees that within thirty (30) days after the effective date of this agreement, the Contractor will provide to the City Affirmative Action Division certain workforce utilization statistics, using a form to be furnished by the City.

If the contract is still in effect, or if the City enters into a new agreement with the Contractor, within one year after the date on which the form was required to be provided, the Contractor will provide updated workforce information using a second form, also to be furnished by the City. The second form will be submitted to the City Affirmative Action Division no later than one year after the date on which the first form was required to be provided.

The Contractor further agrees that, for at least twelve (12) months after the effective date of this contract, it will notify the City Affirmative Action Division of each of its job openings at facilities in Dane County for which applicants not already employees of the Contractor are to be considered. The notice will include a job description, classification, qualifications and application procedures

and deadlines. The Contractor agrees to interview and consider candidates referred by the Affirmative Action Division if the candidate meets the minimum qualification standards established by the Contractor, and if the referral is timely. A referral is timely if it is received by the Contractor on or before the date started in the notice.

Articles of Agreement
Article I

The Contractor shall take affirmative action in accordance with the provisions of this contract to insure that applicants are employed, and that employees are treated during employment without regard to race, religion, color, age, marital status, disability, sex, sexual orientation, gender identity or national origin and that the employer shall provide harassment free work environment for the realization of the potential of each employee. Such action shall include, but not be limited to, the following: employment, upgrading, demotion or transfer, recruitment or recruitment advertising, layoff or termination, rates of pay or other forms of compensation and selection for training including apprenticeship insofar as it is within the control of the Contractor. The Contractor agrees to post in conspicuous places available to employees and applicants notices to be provided by the City setting out the provisions of the nondiscrimination clauses in this contract.

Article II

The Contractor shall in all solicitations or advertisements for employees placed by or on behalf of the Contractors state that all qualified or qualifiable applicants will be employed without regard to race, religion, color, age, marital status, disability, sex, sexual orientation, gender identity or national origin.

Article III

The Contractor shall send to each labor union or representative of workers with which it has a collective bargaining agreement or other contract or understanding a notice to be provided by the City advising the labor union or worker's representative of the Contractor's equal employment opportunity and affirmative action commitments. Such notices shall be posted in conspicuous places available to employees and applicants for employment.

Article V

The Contractor agrees that it will comply with all provisions of the Affirmative Action Ordinance of the City of Madison, including the contract compliance requirements. The Contractor agrees to submit the model affirmative action plan for public works contractors in a form approved by the Affirmative Action Division Manager.

Article VI

The Contractor will maintain records as required by Section 39.02(9)(f) of the Madison General Ordinances and will provide the City Affirmative Action Division with access to such records and to persons who have relevant and necessary information, as provided in Section 39.02(9)(f). The City agrees to keep all such records confidential, except to the extent that public inspection is required by law.

Article VII

In the event of the Contractor's or subcontractor's failure to comply with the Equal Employment Opportunity and Affirmative Action Provisions of this contract or Section 39.03 and 39.02 of the Madison General Ordinances, it is agreed that the City at its option may do any or all of the following:

1. Cancel, terminate or suspend this Contract in whole or in part.

2. Declare the Contractor ineligible for further City contracts until the Affirmative Action requirements are met.
3. Recover on behalf of the City from the prime Contractor 0.5 percent of the contract award price for each week that such party fails or refuses to comply, in the nature of liquidated damages, but not to exceed a total of five percent (5%) of the contract price, or ten thousand dollars (\$10,000), whichever is less. Under public works contracts, if a subcontractor is in noncompliance, the City may recover liquidated damages from the prime Contractor in the manner described above. The preceding sentence shall not be construed to prohibit a prime Contractor from recovering the amount of such damage from the non-complying subcontractor.

Article VIII

The Contractor shall include the above provisions of this contract in every subcontract so that such provisions will be binding upon each subcontractor. The Contractor shall take such action with respect to any subcontractor as necessary to enforce such provisions, including sanctions provided for noncompliance.

Article IX

The Contractor shall allow the maximum feasible opportunity to small business enterprises to compete for any subcontracts entered into pursuant to this contract. (In federally funded contracts the terms "DBE, MBE and WBE" shall be substituted for the term "small business" in this Article.)

5. Substance Abuse Prevention Program Required. Prior to commencing work on the Contract, the Contractor, and any Subcontractor, shall have in place a written program for the prevention of substance abuse among its employees as required under Wis. Stat. Sec. 103.503.
6. **Contractor Hiring Practices.**

Ban the Box - Arrest and Criminal Background Checks. (Sec. 39.08, MGO)

This provision applies to all prime contractors on contracts entered into on or after January 1, 2016, and all subcontractors who are required to meet prequalification requirements under MGO 33.07(7)(I), MGO as of the first time they seek or renew pre-qualification status on or after January 1, 2016. The City will monitor compliance of subcontractors through the pre-qualification process.

- a. **Definitions.** For purposes of this section, "Arrest and Conviction Record" includes, but is not limited to, information indicating that a person has been questioned, apprehended, taken into custody or detention, held for investigation, arrested, charged with, indicted or tried for any felony, misdemeanor or other offense pursuant to any law enforcement or military authority.

"Conviction record" includes, but is not limited to, information indicating that a person has been convicted of a felony, misdemeanor or other offense, placed on probation, fined, imprisoned or paroled pursuant to any law enforcement or military authority.

"Background Check" means the process of checking an applicant's arrest and conviction record, through any means.

- b. **Requirements.** For the duration of this Contract, the Contractor shall:

1. Remove from all job application forms any questions, check boxes, or other inquiries regarding an applicant's arrest and conviction record, as defined herein.

2. Refrain from asking an applicant in any manner about their arrest or conviction record until after conditional offer of employment is made to the applicant in question.
3. Refrain from conducting a formal or informal background check or making any other inquiry using any privately or publicly available means of obtaining the arrest or conviction record of an applicant until after a conditional offer of employment is made to the applicant in question.
4. Make information about this ordinance available to applicants and existing employees, and post notices in prominent locations at the workplace with information about the ordinance and complaint procedure using language provided by the City.
5. Comply with all other provisions of Sec. 39.08, MGO.

c. Exemptions: This section shall not apply when:





1. Hiring for a position where certain convictions or violations are a bar to employment in that position under applicable law, or
2. Hiring a position for which information about criminal or arrest record, or a background check is required by law to be performed at a time or in a manner that would otherwise be prohibited by this ordinance, including a licensed trade or profession where the licensing authority explicitly authorizes or requires the inquiry in question.

To be exempt, Contractor has the burden of demonstrating that there is an applicable law or regulation that requires the hiring practice in question, if so, the contractor is exempt from all of the requirements of this ordinance for the position(s) in question.

**RESURFACING 2020 - ASPHALT PAVEMENT PULVERIZING, MILLING & PAVING
CONTRACT NO. 8491**

IN WITNESS WHEREOF, the Contractor has hereunto set his/her hand and seal and the City has caused this contract to be sealed with its corporate seal and to be executed by its Mayor and City Clerk on the dates written below.



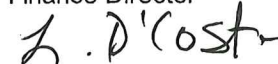

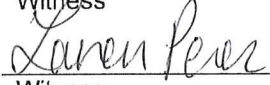

Countersigned:

		PAYNE & DOLAN, INC.		
		Company Name		
	3/18/2020		3/18/2020	
Witness	Date	President <i>via</i>	Date	
	3/18/2020		3/18/2020	
Witness	Date	Secretary <i>ASST</i>	Date	

CITY OF MADISON, WISCONSIN

Provisions have been made to pay the liability that will accrue under this contract.

Approved as to form:


	4/3/2020		4/3/2020	
Finance Director	Date	City Attorney	Date	
	4/3/2020		4/2/2020	
Witness	Date	Mayor	Date	
	3/30/20		3/30/20	
Witness	Date	City Clerk	Date	

**CERTIFICATE OF CORPORATE RESOLUTION
PART OF THE MINUTES OF MEETING OF DIRECTORS**

RESOLVED, that Kurt Bechthold, Mark E. Filmanowicz, Todd B. Hughes, Steven D. Higgins, Charles E. Bechthold, Brian Endres, John C. Bartoszek, Diane Gadzalinski, Kelly Hetherington, Andrew Schmidt, David L. Bechthold, Raymond A. Postotnik, Brian Enders, Christopher Urech, Doug W. Buth, Tyler Winter, Christopher J. Winiecki, Carrie Van Vonderen, Sam Bilhorn, Jake Brucker and Emily Ayling shall have the authority to sign all contracts for and within the State of Wisconsin and on behalf of Payne and Dolan, Inc.

I, Mark E. Filmanowicz, do hereby certify that I am the duly elected and qualified Secretary and the custodian of the records of Payne and Dolan, Inc., a corporation organized and existing under and by virtue of the laws of the State of Wisconsin; that the foregoing is a true and correct copy of a certain resolution duly adopted at a meeting of the Board of Directors of said corporation convened and held in accordance with the law and the bylaws of said corporation on the 10th day of December 2019, and that such resolution is now in full force and effect.

IN WITNESS WHEREOF, I have signed my name this 18th day of March, 2020.


Mark E. Filmanowicz, Secretary

SECTION I: PAYMENT AND PERFORMANCE BOND

KNOW ALL MEN BY THESE PRESENTS, that we PAYNE & DOLAN, INC. as principal, and Western Surety Company of Chicago, IL as surety, are held and firmly bound unto the City of Madison, Wisconsin, in the sum of **TWO MILLION TWO HUNDRED FORTY-FIVE THOUSAND FIVE HUNDRED TWELVE AND 05/100 (\$2,245,512.05)** Dollars, lawful money of the United States, for the payment of which sum to the City of Madison, we hereby bind ourselves and our respective executors and administrators firmly by these presents.

The condition of this Bond is such that if the above bounden shall on his/her part fully and faithfully perform all of the terms of the Contract entered into between him/herself and the City of Madison for the construction of:

**RESURFACING 2020 - ASPHALT PAVEMENT PULVERIZING, MILLING & PAVING
CONTRACT NO. 8491 (Job No. 309085)**

in Madison, Wisconsin, and shall pay all claims for labor performed and material furnished in the prosecution of said work, and save the City harmless from all claims for damages because of negligence in the prosecution of said work, and shall save harmless the said City from all claims for compensation (under Chapter 102, Wisconsin Statutes) of employees and employees of subcontractor, then this Bond is to be void, otherwise of full force, virtue and effect.

Corporate Seal not required pursuant to § 180.0120 3(c)

Signed and sealed this 18th day of March, 2020

Countersigned:

Angela Pratt
Witness

PAYNE & DOLAN, INC.
Company Name (Principal)
[Signature]
President WCO Seal

[Signature]
Asst Secretary

Approved as to form:

Roxanne Jensen
City Attorney

Western Surety Company
Surety Seal
 Salary Employee Commission
By Roxanne Jensen
Attorney-in-Fact Roxanne Jensen

This certifies that I have been duly licensed as an agent for the above company in Wisconsin under National Producer Number 9042226 for the year 2020, and appointed as attorney-in-fact with authority to execute this payment and performance bond which power of attorney has not been revoked.

3/18/2020
Date

Roxanne Jensen
Agent Signature

Western Surety Company

POWER OF ATTORNEY APPOINTING INDIVIDUAL ATTORNEY-IN-FACT

Know All Men By These Presents, That WESTERN SURETY COMPANY, a South Dakota corporation, is a duly organized and existing corporation having its principal office in the City of Sioux Falls, and State of South Dakota, and that it does by virtue of the signature and seal herein affixed hereby make, constitute and appoint

**Kelly Cody, Roxanne Jensen, Christopher Hovden, Individually of Green Bay, Wisconsin
Trudy A. Szalewski, Brian Krause, Individually of Milwaukee, Wisconsin**

its true and lawful Attorney(s)-in-Fact with full power and authority hereby conferred to sign, seal and execute for and on its behalf bonds, undertakings and other obligatory instruments of similar nature

- In Unlimited Amounts -

and to bind it thereby as fully and to the same extent as if such instruments were signed by a duly authorized officer of the corporation and all the acts of said Attorney, pursuant to the authority hereby given, are hereby ratified and confirmed.

This Power of Attorney is made and executed pursuant to and by authority of the By-Law printed on the reverse hereof, duly adopted, as indicated, by the shareholders of the corporation.

In Witness Whereof, WESTERN SURETY COMPANY has caused these presents to be signed by its Vice President and its corporate seal to be hereto affixed on this 5th day of August, 2019.



WESTERN SURETY COMPANY

Paul T. Bruflat
Paul T. Bruflat, Vice President

State of South Dakota }
County of Minnehaha } ss

On this 5th day of August, 2019, before me personally came Paul T. Bruflat, to me known, who, being by me duly sworn, did depose and say: that he resides in the City of Sioux Falls, State of South Dakota; that he is the Vice President of WESTERN SURETY COMPANY described in and which executed the above instrument; that he knows the seal of said corporation; that the seal affixed to the said instrument is such corporate seal; that it was so affixed pursuant to authority given by the Board of Directors of said corporation and that he signed his name thereto pursuant to like authority, and acknowledges same to be the act and deed of said corporation.

My commission expires

June 23, 2021



J. Mohr
J. Mohr, Notary Public

CERTIFICATE

I, L. Nelson, Assistant Secretary of WESTERN SURETY COMPANY do hereby certify that the Power of Attorney hereinabove set forth is still in force, and further certify that the By-Law of the corporation printed on the reverse hereof is still in force. In testimony whereof I have hereunto subscribed my name and affixed the seal of the said corporation this 18th day of March, 2020.



WESTERN SURETY COMPANY

L. Nelson
L. Nelson, Assistant Secretary

